



PR70™

Meter, Mix and Dispense Systems Ordering Information



PROVEN QUALITY. LEADING TECHNOLOGY.

PR70 System Comparisons

		PR70e with LCM	PR70 with DM	PR70 with ADM	PR70v with ADM
System	Configured system?	No	Yes	Yes	Yes
Ratios	Fixed Ratio	1:1 to 12:1	1:1 to 12:1	1:1 to 12:1	NA
	Variable Ratio	NA	NA	NA	1:1 to 24:1
Shots	Number of shots	1	5	50	50
	Shots Based on Percentage of stroke	Yes	No	No	No
	Weight Based Shots	No	Yes	Yes	Yes
	Multi-stroke shots (over 100%)	No	Yes	Yes	Yes
	Shot Sequencing	No	Optional	Yes	Yes
Monitoring	Pressure Monitoring	No	Optional	Optional	Optional
	Ratio Monitoring	No	Optional	Optional	Optional
Data Controls	Local Control Module (LCM)	Yes	No	No	No
	Display Module (DM)	No	Yes	No	No
	Advanced Display Module (ADM)	No	Optional	Yes	Yes
	Gel Timer	No	Yes	Yes	Yes
	Run with Automation (PLC)	No	Yes	Yes	Yes
	USB Download	No	Optional	Yes	Yes

Available accessories and configurations

Valves	1:1 MD2 Valve	Optional	Optional	Optional	Optional
	10:1 MD2 Valve	Optional	Optional	Optional	Optional
Hoses	2.5 ft (76 cm) Hoses	Accessory	Optional	Optional	Optional
	10 ft (3 m) Hoses	Accessory	Optional	Optional	Optional
	15 ft (4.6 m) Hoses	Accessory	Optional	Optional	Optional
Tanks, Accumulators, Heated Equipment, Accessories	Plastic Tanks	Accessory	Optional	Optional	Optional
	On-Board Stainless Steel Tanks	Accessory	Optional	Optional	Optional
	1-1/2 NPT Flange Kit for bulk feed	Accessory	Optional	Optional	Optional
	Off-Board Stainless Steel Tanks	Accessory	Optional	Optional	Optional
	Heated Tanks	No	Optional	Optional	Optional
	Agitation	Accessory	Optional	Optional	Optional
	Tank Level Sensors Low	No	Optional	Optional	Optional
	Tank Level Sensors High	No	No	Optional	Optional
	Accumulators	No	No	Optional	Optional
	Auto Refill	No	No	Optional	Optional
	Mixers & Shrouds	Accessory	Optional	Optional	Optional
	Valve Mounting	Accessory	Optional	Optional	Optional
	Incoming air shutoff & filter	Accessory	Standard	Standard	Standard
	Heated Hoses	No	No	Optional	Optional
Recirculation	No	No	Optional	Optional	

Optional items can be selected from the configurator and are factory installed. Accessories are ordered when you order the machine, but you assemble it onto the machine at your location.

How to order your PR70e

STEP 1: Select your PR70e system for air motor size & valve

The four PR70e system part numbers shown below include the fixed ratio PR70e frame, feed system inlet manifold, one MD2 valve, ADM with 6 foot (2 m) umbilical and basic metering pump components. Note that these system part numbers do not include any metering pumps, outlet hoses, feed reservoirs, air inlet moisture trap, foot switch, mixers, shroud etc.

System	MD2 Valve Volume Ratio	Air Motor in. (cm)	Required Line Voltage	Machine Operation Voltage psi (MPa, bar)	Maximum Working Pressure psi (MPa, bar)	Maximum Air Inlet Pressure
24S054	1:1	3 (7.6)	100-240 V, 50/60 Hz, 1 Phase - 50 Watts	24 VDC	3000 (21, 207)	100 (0.7, 7)
24S055	10:1					
24S056	1:1	4.5 (11.4)				
24S057	10:1					

STEP 2: Determine your pump size based on min / max shot size

Volumetric Ratio (X:1)	Pump Tube Combination Information				Power Factor	
	Large Piston (mm)	Small Piston (mm)	Minimum Shot Size (cc)	Maximum Shot Size (cc)	3 in. Air Motor	4.5 in. Air Motor
1	960	960	12.4	71	2	5
1	640	640	8.3	47.3	4	8
1	480	480	6.2	35.5	5	11
1	320	320	4.1	23.7	7	16
1	240	240	3.1	17.7	10	21
1	160	160	2.1	11.8	14	X
1	120	120	1.6	8.9	19	X
1	80	80	1	5.9	29	X
1.5	240	160	2.6	14.8	11	26
1.5	960	640	10.4	59.1	3	6
1.5	480	320	5.2	29.6	6	13
1.5	120	80	1.3	7.4	23	X
2	960	480	9.3	53.2	3	7
2	640	320	6.2	35.5	5	11
2	480	240	4.7	26.6	6	14
2	320	160	3.1	17.7	10	21
2	240	120	2.3	13.3	13	29
2	160	80	1.6	8.9	19	X
3	960	320	8.3	47.3	4	8
3	480	160	4.1	23.7	7	16
3	240	80	2.1	11.8	14	X
4	960	240	7.8	44.3	4	9
4	640	160	5.2	29.6	6	13
4	480	120	3.9	22.2	8	17
4	320	80	2.6	14.8	11	26
5.33	640	120	4.9	28.1	6	14
6	960	160	7.3	41.4	4	9
6	480	80	3.6	20.7	8	18
8	960	120	7	39.9	4	10
8	640	80	4.7	26.6	6	14
10	800	80	5.7	32.5	5	12
12	960	80	6.7	38.4	4	10

X = Pump tube combination is not recommended

STEP 3: Select your Piston Package based on your requirements

The metering pump components are called the "Piston Package." Each piston package consists of a metering tube, piston, washer screw, O-Rings (as shown in the column headings below). For example, if you have a 4:1 volume mix ratio, and want a 960mm / 240mm nylon pump combination, you could order the LC1960 and LC1240 Piston Package as shown in the chart below.

Nylon Piston, Stainless Steel Metering Tube Assemblies

		Reference Number and Description					
Piston Size (mm)	Piston Package	601	602	603	604	605	606
		Tube, Pump	Nylon Piston	Washer	Ring, Support,Piston	Screw	O-Ring
80	LC1080	LCC080	LCB080	15M089	15K887	120933	12087
100	LC1100	LCC100	LCB100				
120	LC1120	LCC120	LCB120				
140	LC1140	LCC140	LCB140				
160	LC1160	LCC160	LCB160				
180	LC1180	LCC180	LCB180				
200	LC1200	LCC200	LCB200	15M099			
220	LC1220	LCC220	LCB220				
240	LC1240	LCC240	LCB240				
260	LC1260	LCC260	LCB260				
280	LC1280	LCC280	LCB280				
300	LC1300	LCC300	LCB300				
320	LC1320	LCC320	LCB320	15M100			
360	LC1360	LCC360	LCB360				
400	LC1400	LCC400	LCB400				
440	LC1440	LCC440	LCB440				
480	LC1480	LCC480	LCB480				
520	LC1520	LCC520	LCB520				
560	LC1560	LCC560	LCB560				
600	LC1600	LCC600	LCB600				
640	LC1640	LCC640	LCB640				
720	LC1720	LCC720	LCB720		15M101		
800	LC1800	LCC800	LCB800				
880	LC1880	LCC880	LCB880				
960	LC1960	LCC960	LCB960				
Quantity		1	1	1	1	1	2

STEP 3: Continued

UHMW Piston, Stainless Steel Metering Tube Assemblies

		Reference Number and Description					
Piston Size (mm)	Piston Package	601	602	603	604	605	606
		Tube, Pump	UHMW Piston	Washer	Ring, Support,Piston	Screw	O-Ring
160	LC2160	LCC160	LCA160	15M099	15K887		
180	LC2180	LCC180	LCA180				
200	LC2200	LCC200	LCA200				
220	LC2220	LCC220	LCA220				
240	LC2240	LCC240	LCA240				
260	LC2260	LCC260	LCA260				
280	LC2280	LCC280	LCA280				
300	LC2300	LCC300	LCA300	15M100	15K888	120933	120874
320	LC2320	LCC320	LCA320				
360	LC2360	LCC360	LCA360				
400	LC2400	LCC400	LCA400				
440	LC2440	LCC440	LCA440				
480	LC2480	LCC480	LCA480				
520	LC2520	LCC520	LCA520				
560	LC2560	LCC560	LCA560				
600	LC2600	LCC600	LCA600				
640	LC2640	LCC640	LCA640				
720	LC2720	LCC720	LCA720	15M101	15K890		
800	LC2800	LCC800	LCA800				
880	LC2880	LCC880	LCA880				
960	LC2960	LCC960	LCA960				
Quantity		1	1	1	1	1	2

STEP 4: Select your tank or open inlet flanges

24W415 Twin 8L Polyethylene tanks with lids

24W416 Twin 8L Polyethylene tanks with lids and shut off valves

24W417 1½ in NPT open inlet flanges for both pumps

STEP 5: Select your hoses by length and diameter required

Individual hoses are called the “Hose Package.” Each hose package consists of the hose with the fittings required to connect the hose to the PR70 and the MD2 valve.

For example, with 4:1 volume mix ratio material, you could select the following hose packages:

LC0813 (¾ x 120 in Hose Package)

LC0808 (3/8 x 120 in Hose Package)

Hose Package	Description	Reference Number and Description			
		1401	1402	1403	1404
		Hose Assembly	90 Deg Elbow	Adapter	Bushing
LC0801	3/16 in. x 30 in.	16C501	94/0144-S/25	94/1000/98	94/0488/98
LC0802	3/16 in. x 120 in.	16C506	94/0144-S/25	94/1000/98	94/0488/98
LC0803	3/16 in. x 180 in.	16C507	94/0144-S/25	94/1000/98	94/0488/98
LC0804	1/4 in. x 30 in.	16C510	94/0148-S/25	J6900040	
LC0805	1/4 in. x 120 in.	16C515	94/0148-S/25	J6900040	
LC0806	1/4 in. x 180 in.	16C516	94/0148-S/25	J6900040	
LC0807	3/8 in. x 30 in.	16C519	94/0149-S/25	94/1007/98	
LC0808	3/8 in. x 120 in.	16C524	94/0149-S/25	94/1007/98	
LC0809	3/8 in. x 180 in.	16C525	94/0149-S/25	94/1007/98	
LC0400*	3/8 in. x 30 in.	16D261	94/0149-S/25	94/1007/98	
LC0401*	3/8 in. x 120 in.	16D266	94/0149-S/25	94/1007/98	
LC0402*	3/8 in. x 180 in.	16D267	94/0149-S/25	94/1007/98	
LC0810	1/2 in. x 30 in.	16C529	94/0150-S/25	94/1009/98	
LC0811	1/2 in. x 120 in.	16C534	94/0150-S/25	94/1009/98	
LC0812	1/2 in. x 180 in.	16C535	94/0150-S/25	94/1009/98	
LC0403*	1/2 in. x 30 in.	16D271	94/0150-S/25	16C399	
LC0404*	1/2 in. x 120 in.	16D276	94/0150-S/25	16C399	
LC0405*	1/2 in. x 180 in.	16D277	94/0150-S/25	16C399	
LC0813	3/4 in. x 120 in.	16C544	94/0153-S/25	94/1083/98	
LC0814	3/4 in. x 180 in.	16C545	94/0153-S/25	94/1083/98	
LC0406*	3/4 in. x 120 in.	16D286	94/0153-S/25	94/1083/98	
LC0407*	3/4 in. x 180 in.	16D287	94/0153-S/25	94/1083/98	
	Quantity	1	1	1	1

* High pressure hoses (3500 psi, 24 Mpa, 241 bar)

STEP 6: Complete your PR70e order by selecting accessory items

Refer to the “PR70 Accessories” page in this brochure and select the items needed to meet your requirements.

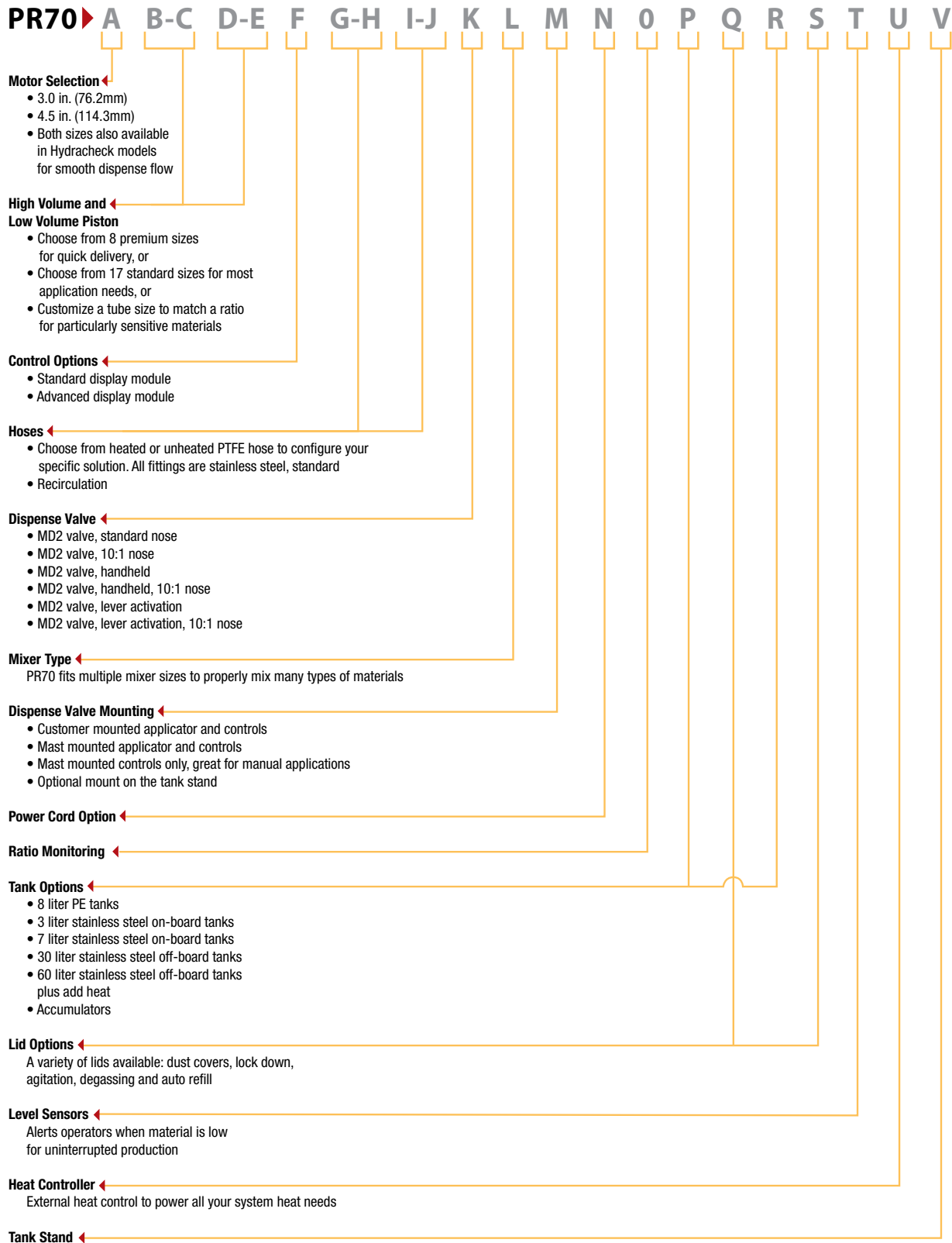
For example, you most likely will need an incoming air filter and vented ball valve (PN 24R707) and a foot switch (PN 255244).

Note that all PR70e component pricing can be found on GEDI under Order & Pricing / Graco Ohio/Price and Availability.

PR70 Configurator

Building the Perfect PR70 is Easy!

Customize the PR70 with the features you need. Contact your local Graco Distributor to see all the available configured options.



Accessories

Reservoir Atmosphere Conditioning

LC0097	Desiccant Dryer, 3/8 in NPT with adapter and cartridge
LC0098	Desiccant Dryer Refill Cartridge
LC0095*	Nitrogen Kit for 30L and 60L tank, 1 tank
LC0096*	Nitrogen Kit for 30L and 60L tank, 2 tanks

Reservoir Vacuum Conditioning for PR70/PR70v

LC0099	Vacuum Transfer Pumps, 120V, Down to 25 Torr (Requires Vacuum Transfer Connect Kit)
LC0100	Vacuum Transfer Pumps, 240V, Down to 25 Torr (Requires Vacuum Transfer Connect Kit)
256205	Vacuum Transfer Connect Kit, Single On-Board Tank
256206	Vacuum Transfer Connect Kit, Dual On-Board Tanks (1 Vacuum pump)
256207	Vacuum Transfer Connect Kit, Single Off-Board Tank
256209	Vacuum Transfer Connect Kit, Dual Off-Board Tanks (1 Vacuum pump)
256577	Auto-refill, tank-mount valve (1), solenoid, and mounting bracket for fluid shutoff

Cords For Electric Agitators for PR70/PR70v

(cords not included when heat controller is selected)

121055	120 VAC North American cord
121054	10A, 240V US cord
121056	10A, 240V Continental Europe cord
121057	10A, 240V U.K./Ireland cord
121058	10A, 240V Israel cord
124864	10A, 240V Australia cord
124861	10A, 240V Italy cord
124863	10A, 240V Switzerland cord
124862	10A, 240V Denmark cord
121060	10A, 240V India cord

Supply Pumps for Auto-Refill for PR70/PR70v

82/0771-SP/25	5:1 Pail Mount Pump, Feed Package
CM7C3F	20:1 Ram Pail Pump Feed Package
82/0781-S/25	5:1 Drum Bung Pump, Feed Package
82/0782-S/25	10:1 Drum Bung Pump Feed Package
CM7C58	20:1 Ram Drum Pump Feed Package
U50184	Diaphragm Feed Pump Pail Mount with dip tube without agitation
U50185	Diaphragm Feed Pump Pail Mount with dip tube with agitation
U50186	Diaphragm Feed Pump Drum Mount with dip tube without agitation
U50187	Diaphragm Feed Pump Drum Mount with dip tube with agitation
16C534	½ in x 10 ft (3 m) SS braided hose, SS Fittings
123616	Fitting, Adapter, 08JIC X 3/4NPT

Custom Size Metering Pumps + Service Kits for PR70/PR70v

LC1-xxx	Special Nylon Metering Assemblies: where xxx is the whole number area (in mm ²). Note: Custom tubes are available only in whole mm ² increments
LC2-xxx	Special UHMWPE Metering Assemblies: xxx is the whole number area (in mm ²). Note: Custom tubes are available only in whole mm ² increments and xxx > 140
LCD-xxx	Replacement Special Cylinder (xxx is the area of the Cylinder, ex. LCD333)
LCF-xxx	Special Nylon Piston Rebuild Kit, contains 3 pistons (xxx is the area of the Cylinder, ex. LCF333)
LCE-xxx	Special UHMWPE Piston Rebuild Kit, contains 3 pistons (xxx is the area of the Cylinder, ex. LCE333)

Service Kits for PR70/PR70v

255220	MD2, Convert soft seat nose to hard seat (hard seat rebuild), needle and nose
15V551	Clear membrane covers for the Advanced Display Module screens, 10 pack
15M483	Clear membrane covers for the Standard Display Module screens, 10 pack

Service Kits for All PR70 Models

LC0008	Cord, I/O interface with footswitch port
255219	MD2, Soft seat rebuild, needle and nose
255218	MD2, Kit rebuild, back end of wet section (no needle or seat)
255217	MD2, Kit rebuild, air cylinder
16H378	Clear membrane covers for Local Display Module screens, 10 pack
LC0091	3.0 in Air Cylinder Rebuild Kit
LC0092	4.5 in Air Cylinder Rebuild Kit
LC0093	Check Valve Rebuild Kit
LC0094	Rear Pump Seal Rebuild Kit
LCC-xxx	Replacement Cylinder (xxx is the area of the Cylinder, ex. LCC960) <= 280 mm ²
LCC-xxx	Replacement Cylinder (xxx is the area of the Cylinder, ex. LCC960) 300-560 mm ²
LCC-xxx	Replacement Cylinder (xxx is the area of the Cylinder, ex. LCC960) >=600 mm ²
LCF-xxx	Nylon Piston Rebuild Kit (xxx is the area of the Cylinder, ex. LCF960)
LCE-xxx	UHMWPE Piston Rebuild Kit (xxx is the area of the Cylinder, ex. LCE960)

PosiMixer®

LC0063	Mixer, 3/16 (4.8 mm) x 32, 10 mixers with shroud
LC0057	Mixer, 1/4 (6.5 mm) x 24, 10 mixers with shroud
LC0058	Mixer, 3/8 (9.8 mm) x 24, 10 mixers with shroud
LC0059	Mixer, 3/8 (9.8 mm) x 36, 10 mixers with shroud
LC0060	Mixer, 3/8 (9.8 mm) Combo, 10 mixers with shroud
LC0061	Mixer, 3/16 (4.8 mm) x 32 Luer Lock, 10 mixers with shroud
LC0062	Mixer, 1/4 (6.5 mm) x 24 Luer Lock, 10 mixers with shroud
LC0077	Mixer, 3/16 (4.8 mm) x 32, 50 mixers
LC0078	Mixer, 1/4 (6.5 mm) x 24, 50 mixers
LC0079	Mixer, 3/8 (9.8 mm) x 24, 50 mixers
LC0080	Mixer, 3/8 (9.8 mm) x 36, 50 mixers
LC0081	Mixer, 3/8 (9.8 mm) Combo, 50 mixers
LC0082	Mixer, 3/16 (4.8 mm) x 32 Luer Lock, 50 mixers
LC0083	Mixer, 1/4 (6.5 mm) x 24 Luer Lock, 50 mixers
LC0084	Mixer, 3/16 (4.8 mm) x 32, 250 mixers
LC0085	Mixer, 1/4 (6.5 mm) x 24, 250 mixers
LC0086	Mixer, 3/8 (9.8 mm) x 24, 250 mixers
LC0087	Mixer, 3/8 (9.8 mm) x 36, 250 mixers
LC0088	Mixer, 3/8 (9.8 mm) Combo, 250 mixers
LC0089	Mixer, 3/16 (4.8 mm) x 32 Luer Lock, 250 mixers
LC0090	Mixer, 1/4 (6.5 mm) x 24 Luer Lock, 250 mixers

Auto-Refill Actuation Valves for PR70/PR70v

256577	Auto-refill, tank-mount valve (1), solenoid, and mounting bracket for fluid shutoff
256659	Auto-refill, 1/4 in solenoid, feed package air motor air shutoff
256660	Auto-refill, 1/2 in solenoid, feed package air motor air shutoff
16C534	½ in x 10 ft (3 m) SS braided hose, SS fittings
123616	Fitting, Adapter, 08JIC X 3/4 NPT

PR70e – Additional Parts

24R707	Incoming Air Filter and Vented Ball Valve
255244	Foot Switch

* Not available for PR70e

AMERICAS

MINNESOTA

Worldwide Headquarters
Graco Inc.
88 -11th Avenue N.E.
Minneapolis, MN 55413

MAILING ADDRESS

P.O. Box 1441
Minneapolis, MN 55440-1441

OHIO

8400 Port Jackson Ave NW,
North Canton, OH 44720

EUROPE

BELGIUM

Graco BVBA
Industrieterrein-Oude Bunders
Slakweidestraat 31
B-3630 Maasmechelen,
Belgium
Tel: 32 89 770 700 Fax: 32 89 770 777

ASIA PACIFIC

AUSTRALIA

Graco Australia Pty Ltd.
Suite 17, 2 Enterprise Drive
Bundoora, Victoria 3083
Australia
Tel: 61 3 9468 8500 Fax: 61 3 9468 8599

CHINA

Graco Hong Kong Ltd.
Shanghai Representative Office
Building 7
1029 Zhongshan Road South,
Huangpu District
Shanghai, 200011
The People's Republic of China
Tel: 86 21 649 50088 Fax: 86 21 649 50077

INDIA

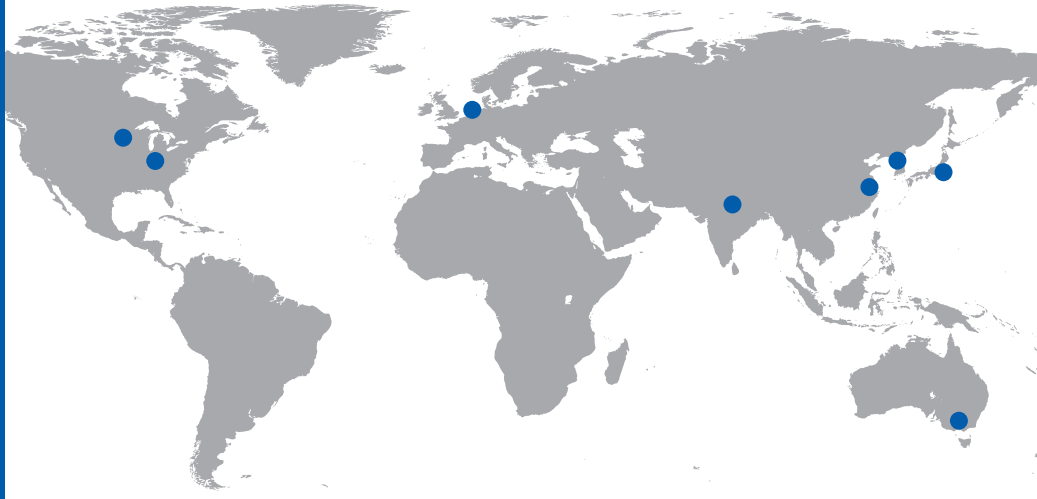
Graco Hong Kong Ltd.
India Liaison Office
Room 443, Level 4
Augusta Point, Golf Course Road
Gurgaon, Haryana, India 122001
Tel: 91 124 435 4208 Fax: 91 124 435 4001

JAPAN

Graco K.K.
1-27-12 Hayabuchi
Tsuzuki-ku
Yokohama City, Japan 2240025
Tel: 81 45 593 7300 Fax: 81 45 593 7301

KOREA

Graco Korea Inc.
Shinhan Bank Building
4th Floor #1599
Gwanyang-Dong, Dongan-Ku,
Anyang-si, Korea 431-060
Tel: 82 31 476 9400 Fax: 82 31 476 9801




Graco has you covered.

Facilities Worldwide for Global Support



Quality First

At Graco we pride ourselves on providing best-in-class products. Engineered solutions are manufactured in our own facilities, with the highest standards in the industry. We provide you with world-class customer support and expertise to help solve your fluid management challenges.



Global Reach

Graco has facilities across the globe to provide you with the products and service *you* need, where *you* live. Plus, Graco has dedicated field experts in all areas of the world to support the products we sell.



Product Capabilities

Graco has a broad range of products to provide solutions that meet your needs. Our products are engineered and tested to perform in the harshest environments so you can be certain your equipment is protected and working at peak performance.

Contact us today!

Call **800-746-1334** to speak with a Graco representative,
or visit www.graco.com for more information.

