

Inline Filter

333113B
EN

For use in centralized grease lubrication systems. For professional use only.

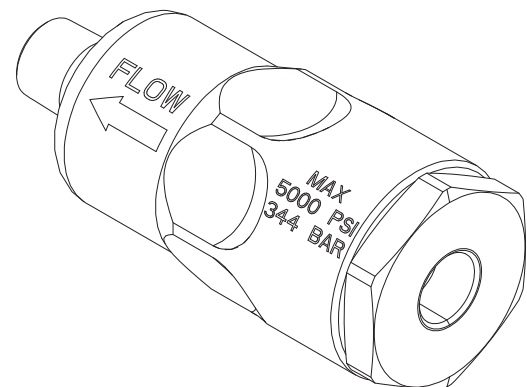


Important Safety Instructions

Read all warnings and instructions in this manual and the pump or lubrication system instruction manual. Save all instructions.

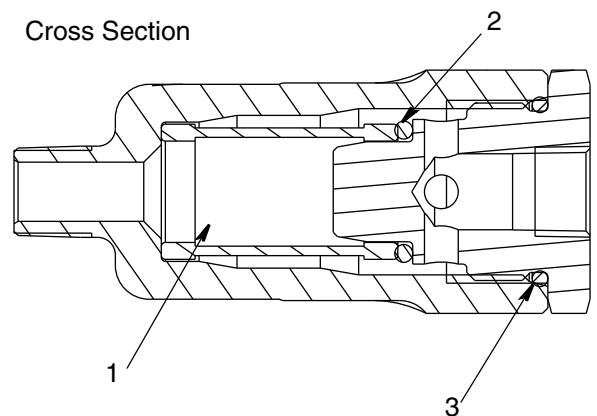
5000 psi (34.47 MPa, 344 bar) Maximum Lubricant Inlet Pressure
3/8 inch npt inlet and outlet
400 microns

Part No.: 77X523



Filter Element and Seal Kit: 77X541

Ref	Description	Qty
1	FILTER, element	1
2	PACKING, o-ring	1
3	PACKING, o-ring	1



Installation

Install filter with flow arrow (a) pointing in the direction the grease flows through the system as shown in FIG. 1.

Replacing Filter Element



This equipment stays pressurized until pressure is manually relieved. To help prevent serious injury from pressurized fluid, such as skin injection, splashing fluid and moving parts, follow the Pressure Relief Procedure provided in your pump or lubrication system instruction manual when you stop dispensing and before cleaning, checking, or servicing the equipment.

1. Relieve pressure. See your pump or lubrication system instruction manual.
2. Remove filter assembly from installation location.
3. Use a wrench to remove nut (b) (FIG. 1).

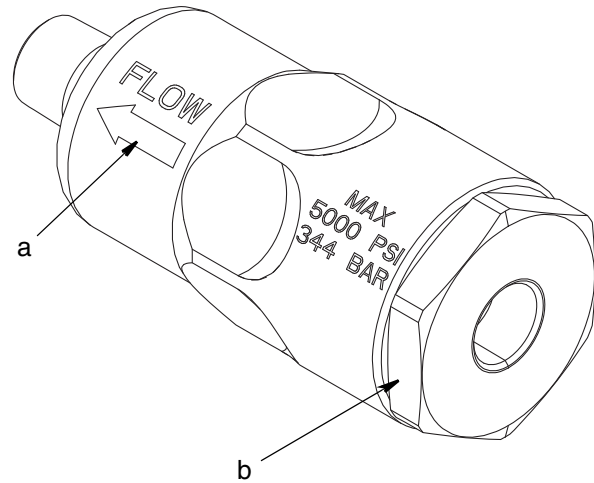


FIG. 1

4. Remove filter and o-rings (2 and 3) as shown in Cross Section of filter assembly on page 1.
5. Clean inside of filter body to remove contaminants.
6. Insert new filter (1) and new o-rings (2 and 3).
7. Replace nut (a) (FIG. 1). Torque to 40 ft. lb \pm 10 ft. lb (54 N.m \pm 13.5 N.m).
8. Reinstall filter assembly in installation location.

Graco Information

To place an order, contact your Graco distributor or to identify the nearest distributor call,
Toll Free: 1-800-533-9655, Fax: 612-378-3590

All written and visual data contained in this document reflects the latest product information available at the time of publication. Graco reserves the right to make changes at any time without notice.

For patent information, see www.graco.com/patents.

Original instructions. This manual contains English. MM 333113

Graco Headquarters: Minneapolis
International Offices: Belgium, China, Japan, Korea

GRACO INC. AND SUBSIDIARIES • P.O. BOX 1441 • MINNEAPOLIS MN 55440-1441 • USA

Copyright 2013, Graco Inc. All Graco manufacturing locations are registered to ISO 9001.

www.graco.com
revised February 2014