



Voltex™ Dispense Valve

Rotary Static Mix Valve for Two-Component Foaming Urethanes and Silicones



PROVEN QUALITY. LEADING TECHNOLOGY.

Voltex Dynamic Mix Valve

Capable of dispensing foaming urethanes and silicones with ease and control, the Voltex Dynamic Mix Valve is the final component to complete your two-component dispensing solution. In order to mix with confidence, this rotary static dynamic mix valve is engineered with reliable servo motor, innovative error detection technology, and fully integrated precision controls. These features, along with the valve's flexibility, make it an attractive technology for a wide variety of dispensing applications.

Application Flexibility

Independent A/B component control, front/back mounting capability, and plumbing options to optimize applications.

Integrated Dispense Delay

Integrated controls monitor ramp-up time, RPM, and torque, thus preventing broken mixers, and inconsistently mixed material.

Versatile Design

Multiple accessory fluid ports for pressure sensors, cleaning/flushing, or air nucleation assist.

Durable Components

Long lasting rotary seal and sturdy mixer shroud stand up to tough-to-blend materials.

Precision Repeatability


Servo electric motor delivers reliable mix due to the advanced RPM and torque controls.

Process Control

Built with orifice inserts for pressure balancing and check valves that prevent downtime.

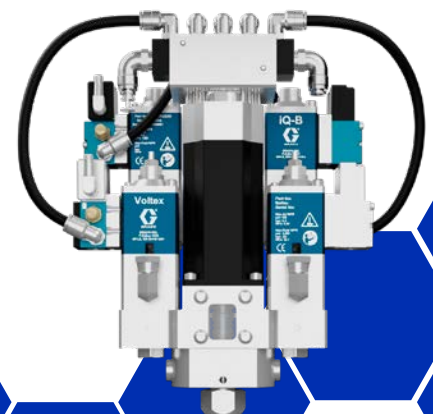
Minimize Downtime

Easy maintenance and cleaning with disposable mixing elements.



Voltex Recirculation Valve

- Recirculation controls activate between dispensing to properly suspend filled materials like polyurethanes that have a tendency to separate
- Direct mounted recirculation valves mean that material is circulated all the way to the point of dispense
- Controls are fully integrated into Graco metering systems which provides seamless functionality



Voltex Dynamic Mix Valve

▶ Markets and Applications

Built with independent A/B component controls, flexible mounting, and seamless metering system integration, the Voltex Dynamic Mix Valve fits the demands of the most challenging potting, gasketing, bonding, and sealing applications.



BATTERY



FILTRATION



GENERAL INDUSTRY



AUTOMOTIVE

▶ 2K Power Shut-Off Kit

- 2K Power Shut-Off Kit for Voltex Dynamic Mix Valves ensure clean material dispense and shut-off to eliminate bead tails, dripping, and messy clean up
- The disposable Tip Valve can be replaced in minutes or less which minimizes maintenance and cleaning downtime
- Industry standard Luer fitting on Tip Valve for connecting various needle sizes



▶ Dispense and Dispose Mixers

- Spiral mixing action thoroughly mixes two-component materials
- No solvent flushing means less mess and reduced disposal expenses
- Rugged, chemical-resistant mixer housing and mixing elements



▶ Controller Options

- Choose from wall or table mounting styles to fit your production setup



Tabletop without ADM



Wall mount with ADM

Compatible Systems and Controls

▶ Electric Fixed Ratio (EFR) System

Easily integrate the EFR with the Voltex Dynamic Mix Valve for a complete two-component meter, mix and dispense solution. The EFR is ideal for applications requiring precision dispense and superior control over sealant materials.



▶ PR70

When coupled with the Voltex Dynamic Mix Valve and control box, the ADM equipped PR70 accurately meters, mixes and dispenses two-component medium to low-viscosity materials for potting, gasketing, sealing, and encapsulation applications.

▶ Hydraulic Fixed Ratio (HFR) System

A meter, mix and dispense system for materials ranging from epoxies to elastomers. Compatible with Voltex Dynamic Mix Valve and ADM control box for high throughput applications requiring on-ratio dispensing, precision dispense, and consistent material flow.



▶ Process Controls



An Easy to Use Control Module

With the Voltex Dynamic Mix Valve and controls, you can be confident that you're accurately dispensing material every time.

Integrated Dispense Delay

Integration between the metering system and the Voltex ensures the shot does not start dispensing until the Voltex has accelerated to its set-point RPM.

Simple Diagnostics

The controls also incorporate simple diagnostic screens which allow you to quickly check all the process variables and define predictive maintenance parameters.

Technical Specifications

	Voltex Integrated Valve	Voltex with Recirculation	Voltex Dynamic Mix Valve
Part Number	25T750	25U361	25T670
Compatible System	HFR or EFR	HFR or EFR	PR70 or Competitive System
Approximate Size (W x D x H)	8.68 x 3.49 x 9.69 in (220.47 x 88.65 x 246.10 mm)	8.68 x 6.64 x 11.93 in (220.47 x 168.65 x 303.02 mm)	8.68 x 3.49 x 9.69 in (220.47 x 88.65 x 246.10 mm)
Weight	11.7 lbs (5.32 kg)	18 lbs (8.16 kg)	11.7 lbs (5.32 kg)
Solenoids Included	Yes	Yes	No
Fluid Auxiliary Ports (6x on fluid housing)	1/8 in. NPT (female)		
Maximum Static Fluid Pressure	3000 psi (20.7 MPa, 207 bar)		
Maximum Dynamic Fluid Pressure	1000 psi (69 Bar, 6.9 MPa)		
Maximum Air Pressure	120 psi (8.3 Bar, 0.83 MPa)		
Maximum Motor Speed	4400 rpm		
Maximum Operating Temperature	149°F (60°C)		
Typical Maximum Flow	<50cc/sec		
Fluid Inlet Size	1/4 in. NPT (female)		
Fluid Outlet Shroud Thread	7/8 in. - 14 UNF (male)		
Air Line Size	5/16 in. (8mm)		
Mounting Screw Size	M6 X 1.0 (4x each side)		

CONTROLLER

Controller Mount Type (wall and table)	M6 X 1.0 (4x)
Required Line Voltage	100-240 VAC, 50/60 Hz, 1 Phase
Machine Operating Voltage	24-VDC Components 48 VDC Motor
Maximum Harness Length (between valve and controller)	63m (206 ft.)
Weight	
25T671 Voltex Tabletop Control Box for PR70 or HFR, with ADM	14.5 kg (32 lbs)
25T672 Voltex Tabletop Control Box for EFR, No ADM	12.7 kg (27.9 lbs)
25T673 Voltex Wall Mount Control Box for PR70 or HFR, with ADM	15.3 kg (33.8 lbs)
25T674 Voltex Wall Mount Control Box for EFR, No ADM	13.5 kg (29.7 lbs)

Ordering Information

► Complete System Packages

VOLTEX SYSTEM PACKAGES

Includes voltex valve, controller, and integration cable kit.

25U256	Voltex System Package with Valve, Table Mount Control Box, and Cable Kit for EFR Integration
25U257	Voltex System Package with Recirculation Valve, Table Mount Control Box, and Cable Kit for EFR Integration
25U258	Voltex System Package with Valve, Wall Mount Control Box, and Cable Kit for EFR Integration
25U259	Voltex System Package with Recirculation Valve, Wall Mount Control Box, and Cable Kit for EFR Integration
25U260	Voltex System Package with Valve, Table Mount Control Box, and Cable Kit for HFR Integration
25U261	Voltex System Package with Recirculation Valve, Table Mount Control Box, and Cable Kit for HFR Integration
25U262	Voltex System Package with Valve, Wall Mount Control Box, and Cable Kit for HFR Integration
25U263	Voltex System Package with Recirculation Valve, Wall Mount Control Box, and Cable Kit for HFR Integration

► Individually Saleable System Components (valves, cable kits and control boxes)

Voltex Integrated Valve		Voltex with Recirculation		Voltex Dynamic Mix Valve	
Part Number	25T750	Part Number	25U361	Part Number	25T670

INTEGRATION CABLE KIT

Choose cable based on metering system and length required.

123651	2m (6.56 ft) CAN Cable for EFR
121728	4m (13.12 ft) CAN Cable for EFR
121005	15m (49.21 ft) CAN Cable for EFR
25T889	3m (9.84 ft) Integration Cable Kit for PR70
25T890	6m (19.70 ft) Integration Cable Kit for PR70

CONTROL BOX *Choose a controller depending on system integration, and mounting style.*

25T671	Voltex Tabletop Control Box for PR70 or HFR, with ADM
25T672	Voltex Tabletop Control Box for EFR, No ADM
25T673	Voltex Wall Mount Control Box for PR70 or HFR with ADM
25T674	Voltex Wall Mount Control Box for EFR, No ADM

► Required Accessories (choose based on application)

ORIFICES

Choose your orifice to balance pressures.

25T700	0.41mm (0.016")	25T706	0.99mm (0.039")	25T712	1.60mm (0.063")
25T701	0.51mm (0.020")	25T707	1.07mm (0.042")	25T713	1.70mm (0.067")
25T702	0.61mm (0.024")	25T708	1.19mm (0.047")	25T714	1.82mm (0.073")
25T703	0.71mm (0.028")	25T709	1.32mm (0.052")	25T715	2.18mm (0.086")
25T704	0.79mm (0.031")	25T710	1.40mm (0.055")	25T716	Undrilled (no orifice)
25T705	0.89mm (0.035")	25T711	1.52mm (0.060")	25T675	Multiple Orifice Kit

All orifice options come in packs of two (2). The multiple orifice kit includes two (2) of each size including the undrilled orifices.

Ordering Information

POWER CABLE

One power cable is required for the Voltex controller.

121055	Power Cable, NEMA 5-15P (USA, Mexico, Puerto Rico, Canada, Taiwan), 115V, 10A, 2.2m (7.5 ft)
121054	Power Cable, NEMA 6-15P (USA), 250V, 10A, 2.4m (8 ft)
121056	Power Cable, CEE 7/7 (France, Germany, Iceland, Netherlands, Norway, Turkey), 250V, 10A, 2.4m (8 ft)
121057	Power Cable, BS1363 (UK, Ireland, Malaysia, Singapore), 250V, 10A, 2.4m (8 ft)
121058	Power Cable, SI32 (Israel), 250V, 10A, 2.4m (8 ft)
124864	Power Cable, AS/NZS 3112 (Australia, New Zealand), 250V, 10A, 2.4m (8 ft)
124861	Power Cable, CEI 23-50 (Italy), 250V, 10A, 2.4m (8 ft)
124863	Power Cable, SEV 1011 (Switzerland), 250V, 10A, 2.4m (8 ft)
124862	Power Cable, 107-2-D1 (Denmark), 250V, 10A, 2.4m (8 ft)
121060	Power Cable, SANS 164-1 / BS 546 (South Africa, India), 250V, 16A, 2.4m (8 ft)

MIXERS AND SHROUDS

Choose mixer size based on application.

	10 Pack	50 Pack	Compatible Shroud
8mm x 12 element	25S024	25S025	4-419-904
10mm x 12 element	25S026	25S027	4-419-903
13mm x 12 element	25S028	25S029	4-419-902C

► Manual

3A8115	Voltex Dynamic Mix Valve Instruction Manual
--------	---

► Optional Accessories

2K Power Shut-Off Kit

25U386	Voltex 2K Power Shut-Off Kit for 8mm Mixer
25U385	Voltex 2K Power Shut-Off Kit for 10mm Mixer
25U384	Voltex 2K Power Shut-Off Kit for 13mm Mixer
25U393	Kit, Mixer to Shutoff, 10mm, 10 Pack
25U394	Kit, Mixer to Shutoff, 8mm, 10 Pack
25S089	Kit, Mixer, 3mm x 12 Element, Luer Lok, 10 Pack <i>only for use with 2K Power Shut-Off Kit</i>
25S090	13mm x 12 Element, Luer Lok, 50 pack <i>only for use with 2K Power Shut-Off Kit</i>
25U350	KIT, Tip Valve, 50 pack
25U351	KIT, Tip Valve, 100 pack

Air Nucleation

25T717	Air Nucleation Kit (single side)
25U461	High Pressure Air Nucleation Kit (single side)

Pressure Transducers

Buy two of each part to monitor A/B pressure simultaneously.

25U268	Pressure Transducer Kit
--------	-------------------------

Pressure Transducer Extension Cables

124409	9.8 ft (3m) Extension Cable
17H363	24.6 ft (7.5m) Extension Cable
17H364	52.5 ft (16m) Extension Cable

Pressure Gauges

25T721	Material Pressure Kit (2 included)
--------	------------------------------------

Extension Cables

Extension cables for between the Voltex valve and Voltex Controller

25T718	3m (9.8 ft) Extension Harness Kit
25T719	6m (19.7 ft) Extension Harness Kit
25T720	15m (49.2 ft) Extension Harness Kit



ABOUT GRACO

Founded in 1926, Graco is a world leader in fluid handling systems and components. Graco products move, measure, control, dispense and apply a wide range of fluids and viscous materials used in vehicle lubrication, commercial and industrial settings.

The company's success is based on its unwavering commitment to technical excellence, world-class manufacturing and unparalleled customer service. Working closely with qualified distributors, Graco offers systems, products and technology that set the quality standard in a wide range of fluid handling solutions. Graco provides equipment for spray finishing, protective coating, paint circulation, lubrication, and dispensing sealants and adhesives, along with power application equipment for the contractor industry. Graco's ongoing investment in fluid management and control will continue to provide innovative solutions to a diverse global market.

GRACO LOCATIONS

MAILING ADDRESS

P.O. Box 1441
Minneapolis, MN 55440-1441
Tel: 612-623-6000
Fax: 612-623-6777

AMERICAS

MINNESOTA
Worldwide Headquarters
Graco Inc.
88-11th Avenue N.E.
Minneapolis, MN 55413

EUROPE

BELGIUM
European Distribution Center
Graco Distribution BV
Industrieterrein-Oude Bunders
Slakweidestraat 31
3630 Maasmechelen,
Belgium
Tel: 32 89 770 700
Fax: 32 89 770 777

ASIA PACIFIC

AUSTRALIA
Graco Australia Pty Ltd.
Suite 17, 2 Enterprise Drive
Bundoora, Victoria 3083
Australia
Tel: 61 3 9468 8500
Fax: 61 3 9468 8599

CHINA
Graco Fluid Equipment
(Shanghai) Co., Ltd
Building 7, No. 1-2,
Wenshui Road 299
Jing'an District
Shanghai 200436
P.R. China
Tel: 86 512 6260 5711
Fax: 86 21 6495 0077

INDIA

Graco Hong Kong Ltd.
India Liaison Office
Room 432, Augusta Point
Regus Business Centre 53
Golf Course Road
Gurgaon, Haryana
India 122001
Tel: 91 124 435 4208
Fax: 91 124 435 4001

JAPAN


Graco K.K.
1-27-12 Hayabuchi
Tsuzuki-ku,
Yokohama 224-0025,
Japan
Tel: 81 45 593 7300
Fax: 81 45 593 7301

KOREA

Graco Korea Inc.
38, Samsung 1-ro 1-gil
Hwaseong-si,
Gyeonggi-do, 18449
Republic of Korea
Tel: 82 31 8015 0961
Fax: 82 31 613 9801

All written and visual data contained in this document are based on the latest product information available at the time of publication. Graco reserves the right to make changes at any time without notice.

Graco is certified ISO 9001.



Europe
+32 89 770 700
FAX +32 89 770 777
WWW.GRACO.COM