





TAPELAZER™

Professional Traffic Tape Application System



PROVEN QUALITY. LEADING TECHNOLOGY.



THERE IS NOTHING LIKE A GRACO TRAFFIC TAPE APPLICATOR

Experienced striping contractors know that Graco is the go-to company for paint application equipment. Graco has done it again with a breakthrough technology for applying traffic tape.

TRUST YOUR BUSINESS AND REPUTATION TO GRACO

Graco is committed to providing the highest quality striping systems available, backed by the industry's best warranty.

AMERICAN BUILT QUALITY

Quality Graco professional striping systems have been designed, manufactured, and assembled in the USA with global components for over 30 years.

INDUSTRY-LEADING WARRANTY

Behind every Graco striping system is the industry's strongest warranty. You may never use Graco's warranty—but if you do, we will be there.



GRACO-ONLY SOLUTIONS THAT INCREASE YOUR PROFITS:

In 1990, the Graco LineLazer® revolutionized striping with innovative features that help maximize efficiency and profitability on every job. The new TapeLazer combines key features from our industry-leading LineLazer V strippers with groundbreaking new technology to simplify traffic tape application.



PUSH BUTTON TAPE APPLICATION

HP Automatic System

- Start/Stop with the push of a button
- Put down skip lines with ease using the built-in Automatic mode
- System Delay for accurate starts/stops



PATENT PENDING

QUALITY RESULTS

Precision-Cut™ Technology

- Non-stick design—single blade cuts on non-adhesive side of the blade—no oiler needed
- Exclusive 2-stage cutting process delivers the best possible adhesion



GRACO EXCLUSIVE

LESS DOWNTIME

QuikChange™ Blade

- Swap out the blade in seconds—keeps you up and running on the job



PATENT PENDING

SUPERIOR TAPE ADHESION

Ultra-Flex™ Rollers

- Non-stick silicone eliminates primer build-up
- Segmented design allows roller width to match tape width for optimal tamp on all applications



GRACO EXCLUSIVE

FAST TAPE LOADING

EZ Load™ Tape System with EasyMark™ Tape Bar

- Tool-less locator collars for quick/easy change-out
- Tape Bar Guide Mark System allows for quick and easy tape alignment resulting in straighter lines




GRACO EXCLUSIVE

DEBRIS-FREE DESIGN

Dual Swivel Wheels

- Exclusive design keeps the front tires and debris out of the primer—resulting in better adhesion



TAPELAZER HP AUTOMATIC

TRAFFIC TAPE APPLICATION MADE EASY

MARKET LEADING CAPABILITIES...

- ✓ Apply tape at truck speeds—up to 6 mph
- ✓ Cut on-the-fly with the push of a button
- ✓ Pre-program skips—no layout required
- ✓ Apply permanent and temporary tape
- ✓ On-surface & deep inlay groove capable
- ✓ Apply tape to within 3 inches of a road edge
- ✓ 14 inch wide tape capacity
- ✓ Apply double lines in a single pass



TAPELAZER HP AUTOMATIC PUSH BUTTON TAPE APPLICATION

Apply tape automatically with the speed of a large taper truck and the accuracy of a walk-behind taper with Graco's TapeLazer HP Automatic.



PUSH BUTTON APPLICATION HP Automatic System

- Start/Stop with the push of a button
- Put down skip lines with ease using the built-in Automatic mode
- System Delay for accurate starts/stops



TROUBLE-FREE CUTTING No-Stick Blade

- Single blade cuts on the non-adhesive side of the tape eliminating adhesive buildup and the need for an oiler

QUALITY RESULTS

Precision-Cut Technology

- Dual-cylinder design enables multi-setup cutting process that eliminates "pull up" of tape during cutting—ensuring optimal adhesion
- Pneumatic brake stops the tape for an instant while cutting—resulting in a crisp, clean cut



SUPERIOR TAPE ADHESION

Ultra-Flex Rollers

- Segmented design allows roller width to match tape width for optimal performance on inlay applications
- Non-stick rollers eliminate primer build-up



FAST, ACCURATE TAPE LOADING

- EasyMark tape bar and guide rollers allow for quick and easy tape alignment resulting in straighter lines.
- Tool-less locator collars for quick/easy change-out

FAST, EASY ADJUSTMENTS

Adjustable Carriage (PATENT PENDING)

- Slide tape carriage right or left to get within 3 inches of road edge
- Keeps you safe—out of traffic



DEBRIS-FREE DESIGN

Dual Swivel Wheels

- Exclusive design keep the front tires and debris out of the primer—resulting in better adhesion



QUICKCHANGE BLADE REPLACEMENT

SWAP OUT THE BLADE IN SECONDS – KEEPS YOU UP AND RUNNING ON THE JOB!



1) Remove screw



2) Swap out blade



3) Reinstall screw

LineDriver HD
262005

TapeLazer
20A140

TapeLazer
20A024

DOUBLE YOUR PRODUCTIVITY
Add a LineDriver for unmatched performance.

TAPELAZER HP AUTOMATIC STRIPER	PART #
TapeLazer HP Automatic	20A024
TapeLazer HP Automatic w/ LazerGuide 3000 & LED Light	20A140

GRACO HAS EVERYTHING YOU NEED TO DO THE JOB

TRAFFIC TAPE APPLICATION PROCESS

STEP 1: PREPARE THE SURFACE WITH GRINDLAZER

Remove existing pavement markings and groove for inlay applications



For more information on GrindLazer visit graco.com/GrindLazer

STEP 2: APPLY PRIMER WITH LINELAZER

Apply primer to the exact required mil spec and only where required



For more information on LineLazer visit graco.com/LineLazer

STEP 3: APPLY TAPE WITH TAPELAZER

Apply traffic tape at the same speed as the large trucks but with increased accuracy!



For more information on TapeLazer visit graco.com/TapeLazer

*The information above is not a substitute for the manufacturer's recommendation but rather a brief overview of the traffic tape application process. It is critical that the procedure defined by the tape manufacture is followed for the specific traffic tape being used.

GRINDLAZER HP DC1021 G DCS

HIGH PRODUCTION SURFACE PREP SOLUTION



Proper surface preparation is a critical step in the traffic tape application process and the GrindLazer HP DC1021 G is the choice of high-production contractors. Its “Up-Cut” cutting direction has the diamond-blade cutting power for inlay/grooving jobs while there are a variety of other cutters available for line removal and surface preparation.

ELIMINATE MEASURING & GUESSWORK

GrindLazer Depth Control System

- Quickly and easily adjust the cutter depth to align with ever-changing terrain
- Eliminates damage due to “dropped drums”

ULTIMATE CONTROL & APPLICATION FLEXIBILITY

DCS Controller

- User settable “zero point” to match cutter assembly
- Displays “active depth” from zero point
- English and metric units
- Robust design stands up the harsh abuse
 - Fully-encapsulated electronic components
 - Ultimate protection from vibration, jobsite and weather conditions

TOTAL OPERATOR CONTROL

Remote Momentary Switch

- Control cut depth while keeping both hands on the GrindLazer

REDUCED FATIGUE

Electric Start

- Simple start-up with the turn of a key

ALL-DAY COMFORT

Vibration Reduction Technology

- Up to 4X less vibration than the competition
- Pneumatic air-filled tires, comfort grips and cart design combine to eliminate vibration, reducing user fatigue
- Comfort-grip handlebars for precise steering



LineDriver HD
262005

LINEDRIVER REQUIRED

GrindLazer HP DC1021 G with Reverse/“Up-Cut” cutting direction requires the use of a LineDriver.



For more information on GrindLazer
visit graco.com/GrindLazer

CUTTERS

APPLICATION			DESCRIPTION	PART NUMBER - FULLY ASSEMBLED DRUM			
Paint & Epoxy Removal	Tape & Thermoplastic Removal	Inlay Grooves	Cutter Type	10 in Cut Width	8 in Cut Width	6 in Cut Width	5 in Cut Width
✓			Carbide Flail	25N208	25N209	25N210	—
	✓		Carbide-Tipped Miller	25N227	25N228	25N229	—
✓	✓		PCD Nano-Round	25R988	—	—	25R989
		✓	Diamond Drum	24D583	—	—	24B965

DUST REMOVAL

Remove silica dust for safety and OSHA-Compliance



LAZERVAC™ 550
DUST COLLECTOR
25M860



CYCLONE LP
SEPARATOR
25R090

HIGH PRODUCTION SERIES GRINDLAZER	PART #
HP DC1021 G DCS (bare)	25N659

LAZERVAC AND CYCLONE SEPARATOR		PART #
LazerVac 550		25M860
Cyclone LP		25R090

LINELAZER V 3900 HP AUTOMATIC

FULLY-AUTOMATED STRIPING AND PRIMER APPLICATION SOLUTION

The LineLazer V 3900 HP Automatic allows you to apply your primer to the exact mil specifications with the push of a button and when coupled with the LineDriver, it can be done at record speed with minimal effort.

AUTOMATICALLY APPLY PRIMER

Automatic Gun System

- Airless technology provides accurate placement of primer and consistent coverage
- Reduce operator fatigue—push button line production
- Quality solenoid driven system

ELIMINATE LAYOUT WORK

Automatic Skip Lines

- Input your line and gap measurements for automatic operation

REAL-TIME JOB PERFORMANCE DATA

LiveLook™ Display with SmartControl™

- Allows you to dial-in your speed and output to achieve the required mil thickness every time
- Tracks all aspects of your job

EASY GUN ADJUSTMENTS

EasyMark™ Gun Adjustment System

- Perfect gun alignment every time with easy-to-use Guide Mark Systems
- 2-gun capability with QuikSelect™ Gun Selector

SIMPLE FRONT WHEEL ALIGNMENT

EZ Align™ Wheel System (PATENTED)

- Ensures perfect tracking resulting in straighter lines
- No special tools needed

EASY HANDLEBAR ADJUSTMENT

DualComfort™ Handle Bar System

- Fits all users—easy to adjust

STAY CHARGED

On-Board Battery Power

- 12 Volt battery stays charged when unit is running
- Easily power LED lights, safety beacons and lasers



LineDriver HD
262005

DOUBLE YOUR PRODUCTIVITY

Add a LineDriver for unmatched performance.



For more information on LineLazer
visit graco.com/LineLazer



LINELAZER V 3900 HP AUTOMATIC SERIES STRIPERS	PART #
LineLazer V 3900, 2 Guns: 1 Automatic, 1 Manual	17H452
LineLazer V 3900, 2 Automatic Guns	17H453

LINEDRIVER HD

WHY WALK WHEN YOU CAN RIDE?

Graco LineDriver HD connects to your TapeLazer, LineLazer and GrindLazer to provide the most innovative, user-friendly ride-on system available to double your productivity.

SOLUTIONS THAT IMPROVE YOUR PRODUCTIVITY

RIDE WITH EASE

Patented Dual Foot Pedal System

- Adjustable pedals to fit every user
- Forward and reverse capability

EASY STARTING

Exclusive ProStart™ Engine Starting System

- Up to 50% less pulling effort to start the engine
- Outperforms other starting systems in cooler weather

LOW-LIGHT ACCURACY

FlexBeam™ LED Light System

- New LED light for improved brightness with long life and less amp draw
- Retractable, breakaway design prevents damage and keeps you working

ULTIMATE COMFORT

Cool-Comfort™ Seat

- Gray color stays cool in direct sunlight
- High-back seat for added support
- Extra padding for all-day comfort

RELIABLE, EASY-TO-START POWER

Honda GX Engine

- Contractor preferred—excellent power and proven reliability



LINEDRIVER	PART #
LineDriver HD	262005

ACCESSORIES

MUST HAVE ADD-ONS

Add these key accessories to increase your productivity on the job.

GRINDLAZER ACCESSORIES

LAZERVAC AND CYCLONE ACCESSORIES	PART #
Bags for Cyclone 32 (20 pack)	17X216
Longopac Bag for LazerVac 550 and Cyclone LP (20 m long)	17W295
Filter Bags for LazerVac 550 (set of 7)	17X238
Standard Secondary Filter for LazerVac 550 (set of 2)	17X247
HEPA Secondary Filter for LazerVac 550 (set of 2)	17Y254



LINELAZER ACCESSORIES

LINELAZER ACCESSORIES	PART #
LazerGuide™ 2000 Laser with LazerGuide Target Box and mounting hardware	17T540
LazerGuide Target Box	17T536
40 inch Retractable Pointer Kit. Kit Includes pointer and all necessary hardware to mount	25A620
Hitch Ball - includes lock washer and nut	116913
High-output LED light	17R473
15-gallon paint hopper	241104
Front weight kit	25N653

TAPELAZER ACCESSORIES

TAPELAZER ACCESSORIES	PART #
QuikChange Blade (single)	20A484
QuikChange Blade (3 pack)	20A652
Ultra-Flex Tamping Roller Assembly	20A485
Ultra-Flex Applicator Roller Assembly	20A486
Ultra-Flex Roller (single roller)	20A487
Precision-Cut Brake Assembly	20A488
LazerGuide 3000 Long-Line Laser	17V405
High-output LED light	17R473



APPLY TRAFFIC TAPE WITH CONFIDENCE

Industry-Leading Warranty Protection

Behind every piece of equipment we manufacture is the industry's strongest warranty. You may never need to use Graco's warranty — but if you do, we will be there.

ENGINE WARRANTY

Three-year engine warranty for Honda engines and two-year warranty for Vanguard™ engines.

1-YEAR WARRANTY*

Coverage against defects in materials and workmanship on the entire TapeLazer.

CONVENIENT SERVICE

Graco offers authorized distributor locations in North America for service and warranty repair.

*NORTH AMERICA ONLY. See your local Graco Distributors for country specifics.
See printed product warranty for complete warranty terms and conditions.

**Nobody Else Builds
Traffic Tape Applicators
Like This.**

For more information visit graco.com



Every Graco purchase comes
with A+ Customer Service.

Questions?

Call (844) 241-9499