

RACX Solvent Seals

310791 Rev. A

Model 248936

4050 psi (280 bar) Maximum Working Pressure

- Use when spraying fluids containing corrosive solvents
- Use with RACX series SwitchTips only.
- Graco RACX SwitchTip sold separately

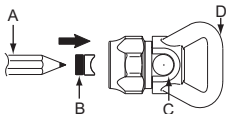
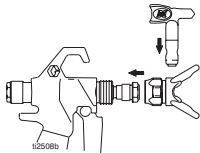

WARNING

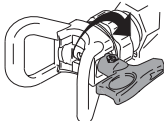
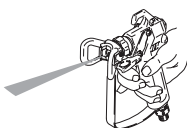
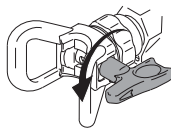

To reduce the risk of fluid injection or splashing in the eyes or on the skin, relieve air and fluid pressure in the system before installing, cleaning or changing tips. See Pressure Relief Procedure in gun or sprayer manual.

- Keep clear of spray tip. High-pressure spray or leaks can inject fluid into the body, resulting in serious injury which may require amputation. Never spray without a tip guard (D).
- Do not exceed 4050 psi (280 bar, 28 MPa) maximum working pressure.

Failure to install or use the RAC™ tip guard assembly correctly may result in an undirected spray of fluid into the eyes or on the skin of the operator. Be sure you:

- Fully insert SwitchTip (A) into tip bore (C) in guard
- Do not trigger gun with SwitchTip handle between Spray and Clear positions
- Replace OneSeal when replacing worn SwitchTip

Installing		Disassembling
 <p>Use end of pencil (A) to press OneSeal (B) into tip guard (D), with curve matching tip bore (C)</p>	 <p>Insert SwitchTip in tip bore and firmly thread assembly onto gun</p>	 <p>Use SwitchTip handle to remove OneSeal from tip guard</p>

Clearing a Clogged Tip			
 <p>Engage gun safety and rotate SwitchTip handle to Clear position</p>	 <p>Disengage gun safety and trigger gun into pail to clear SwitchTip</p>	 <p>Engage gun safety and rotate SwitchTip handle to Spray position</p>	 <p>Disengage gun safety and trigger gun into pail to verify SwitchTip is clear</p>
<p>Note: If SwitchTip is still clogged, follow Pressure Relief Procedure in gun or sprayer manual, and remove SwitchTip for cleaning.</p>			

PROVEN QUALITY. LEADING TECHNOLOGY.

TO PLACE AN ORDER, contact your Graco distributor,
or call **1-800-690-2894** to identify the nearest distributor.

All written and visual data contained in this document reflects the latest product information available at the time of publication.
Graco reserves the right to make changes at any time without notice.

Sales Offices: Minneapolis
International Offices: Belgium, Korea, Hong Kong, Japan
GRACO INC. P.O. BOX 1441 MINNEAPOLIS, MN 55440-1441
<http://www.graco.com>
PRINTED IN U.S.A. 310791, Rev.A 7/2004