

333501D

Mobile Lubrication Library

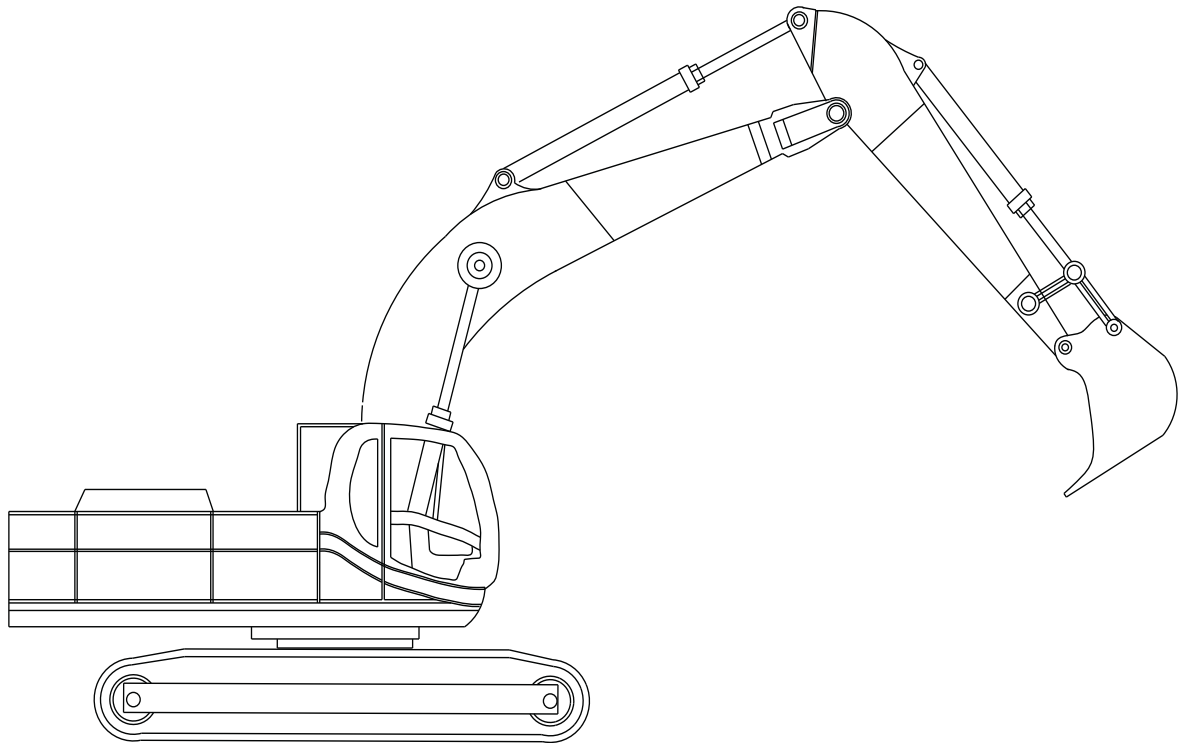
Excavators



Suggested automated lubrication system layout for 13-36 ton excavators.

Kit No.: 24N815, Excavator, G3, USP, 19PT

Maximum System Working Pressure: 3000 psi (206 bar, 20.7 MPa)



Important Safety Information

Read all warnings and instructions in all related manuals. Save all instructions.



Fluid leaks from incorrectly installed or ruptured components, and/or failure to verify the components are properly installed and tested, can result in serious injury such as fluid spraying in the eyes or on skin and fluid injection, or equipment damage.

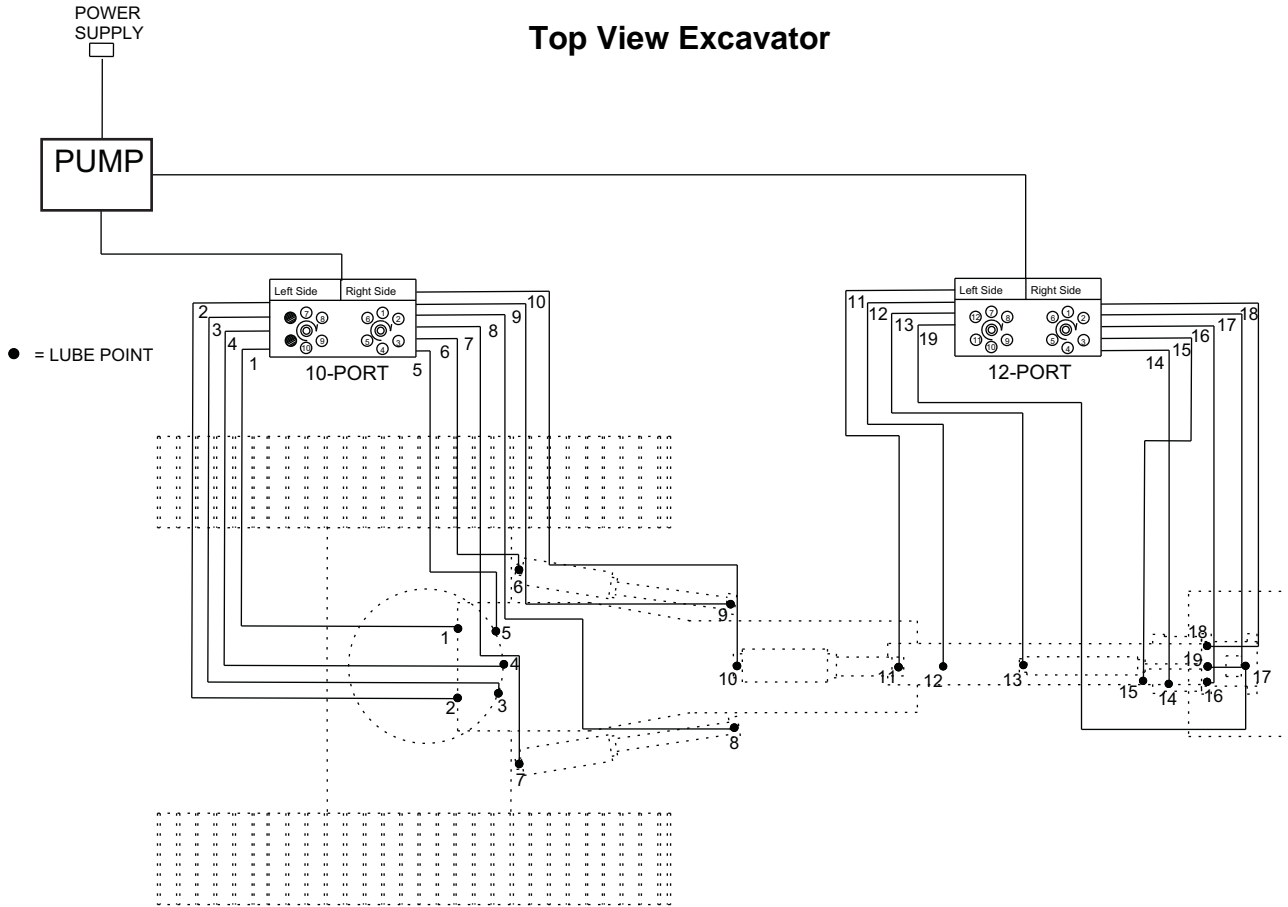
To prevent injury or equipment damage, installation must be done by a professional and tested prior to use. Consult Parker literature for specific hose assembly instructions. These instructions are available from your Parker representative or at www.Parker.com/pdf.

Related Manuals	
Manual No.	Manual Title
332305	G3 Pump
3A0525	Pressure Relief Valve
3A0528	Remote Manual Run
3A0860	USP Valves

The information contained in this document is only a recommendation for an automatic lubrication system and is not intended to replace the installation and maintenance instructions provided by the original equipment manufacturer.

Suggested Lube Points

USP Valve System



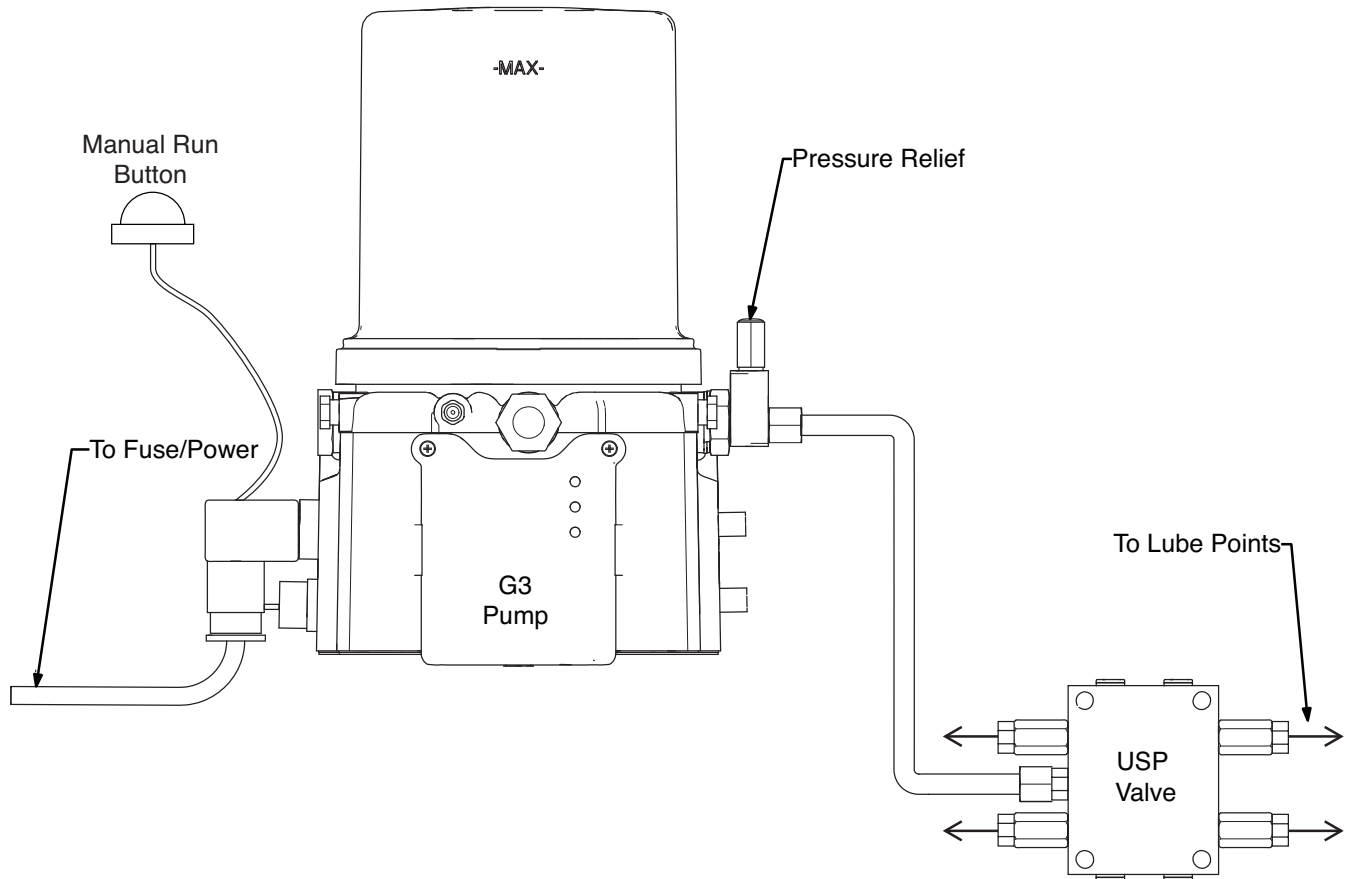
LUBE POINT INFORMATION		
Lube Point	Lube Point Location	USP Volume Dispense
1	Serving Swing Circle	0.2 CC
2	Serving Swing Circle	0.2 CC
3	Boom Foot	0.2 CC
4	Boom Foot	0.2 CC
5	Boom Foot	0.2 CC
6	Boom Cylinder (Head End)	0.2 CC
7	Boom Cylinder (Head End)	0.2 CC
8	Boom Cylinder Foot	0.2 CC
9	Boom Cylinder Foot	0.2 CC
10	Arm Cylinder (Head End)	0.2 CC
11	Arm Cylinder Foot	0.2 CC
12	Arm Link	0.4 CC

LUBE POINT INFORMATION		
13	Bucket Cylinder (Head End)	0.2 CC
14	Arm Bucket Pin	0.4 CC
15	Bushing	0.2 CC
16	H-link	0.2 CC
17	H-link	0.2 CC
18	Bucket Cylinder Foot	0.2 CC
19	Bucket Pin	0.4 CC
TOTAL		4.4 CC

24N815: Kit Parts List		
Part No.	Description	Qty
96G112	PUMP, G3-G-24MX-8L0L00-UDMVA1R2 (see manual 3A0414)	1
571041	KIT, accessory, pump element	1
571036	KIT, accessory, cover	1
571028	KIT, accessory, pressure relief (see manual 3A0525)	2
24E408	KIT, valve, USP, 10 outlet	1
24E409	KIT, valve, USP, 12 outlet	1
571033	KIT, remote manual run, 24V, w/ cable (see manual 3A0528)	1
24N008	KIT, accessory, mounting, USP, 10-12	2
128572	KIT, hose, 100 ft	1
556773	HOSE, end female swivel SAE 4 JIC	4
556763	FITTING, 4 JIC 1/8 pm	31
555749	CONNECTOR, 4 JIC 1/8 pm	12
557393	COUPLING, 1/8 fp x 1/8 mp x 1-1/4 HEX	12
556402	FITTING, 1/4 x 1/8 nptf hex	2
557349	PLUG, dryseal 1/8 nptf	2
128581	KIT, accessory, guard, scuff, 80 ft	1
15K783	FITTING, elbow, street, 1/8	5
127009	TIE, cable, 14.75' x .31" black	4
128570	KIT, hose, 200 ft	1
128579	KIT, accessory, guard, 160 ft	1
24F467	PLUG, USP, doubling plug	2
557944	CLAMP, 7/16, tube 4TS6-14002	20
128006	CLAMP, hose, .375 OD hose	20
563178	COUPLING, extension 1/8 female to 1/8 male	5
127013	FITTING, swivel, JIC 37D size #4	38

ACCESSORIES	
Part Number	Description
24E406*	KIT, valve, USP, 6 outlet
24E407*	KIT, valve, USP, 8 outlet
24E410*	KIT, valve, USP, 14 outlet
24E411*	KIT, valve, USP, 16 outlet
24N007	KIT, mounting bracket, 6-8 outlets
24N009	KIT, mounting bracket, 14-16 outlets
*see manual 3A0860	

Typical Pump Installation



Graco Information

For the latest information about Graco products, visit www.graco.com.

TO PLACE AN ORDER, contact your Graco distributor or call to identify the nearest distributor.

Phone: 612-623-6928 or **Toll Free:** 1-800-533-9655, **Fax:** 612-378-3590

All written and visual data contained in this document reflects the latest product information available at the time of publication. Graco reserves the right to make changes at any time without notice.

For patent information, see www.graco.com/patents.

Original information. This manual contains English. MM 333501

Graco Headquarters: Minneapolis
International Offices: Belgium, China, Japan, Korea

GRACO INC. AND SUBSIDIARIES • P.O. BOX 1441 • MINNEAPOLIS MN 55440-1441 • USA

Copyright 2013, Graco Inc. All Graco manufacturing locations are registered to ISO 9001.

www.graco.com

August 2013, revised September 2016