

333504D


Mobile Lubrication Library Telehandler Loadall



Suggested automated lubrication system layout for Telehandler Loadall

Kit No.: 24R378, G3, USP, 21PT

Maximum System Working Pressure: 3000 psi (206 bar, 20.7 MPa)



Important Safety Information

Read all warnings and instructions in all related manuals. Save all instructions.

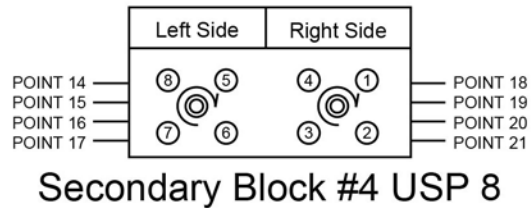
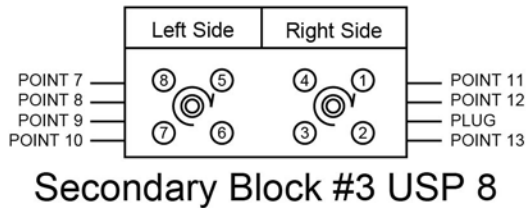
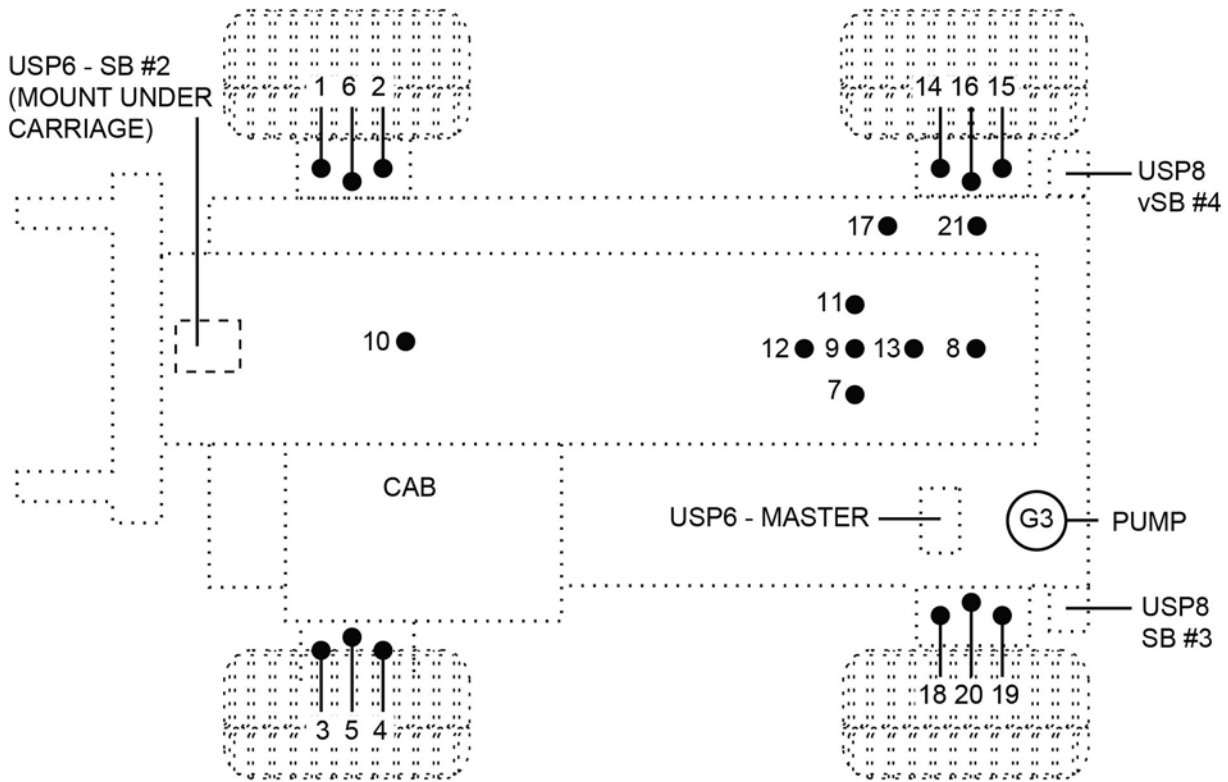
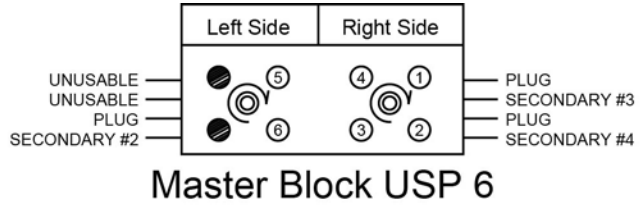
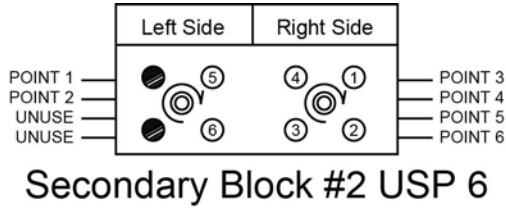
| Related Manuals | |
|-----------------|-----------------------|
| Manual No. | Manual Title |
| 332305 | G3 Pump |
| 3A0525 | Pressure Relief Valve |
| 3A0528 | Remote Manual Run |
| 3A0860 | USP Valves |

| | | | | | | |
|--|--|--|--|--|--|--|
| | | | | | | |
| Fluid leaks from incorrectly installed or ruptured components, and/or failure to verify the components are properly installed and tested, can result in serious injury such as fluid spraying in the eyes or on skin and fluid injection, or equipment damage. | | | | | | |
| To prevent injury or equipment damage, installation must be done by a professional and tested prior to use. Consult Parker literature for specific hose assembly instructions. These instructions are available from your Parker representative or at www.Parker.com/pdf . | | | | | | |

The information contained in this document is only a recommendation for an automatic lubrication system and is not intended to replace the installation and maintenance instructions provided by the original equipment manufacturer.

Suggested Lube Points

USP Valves

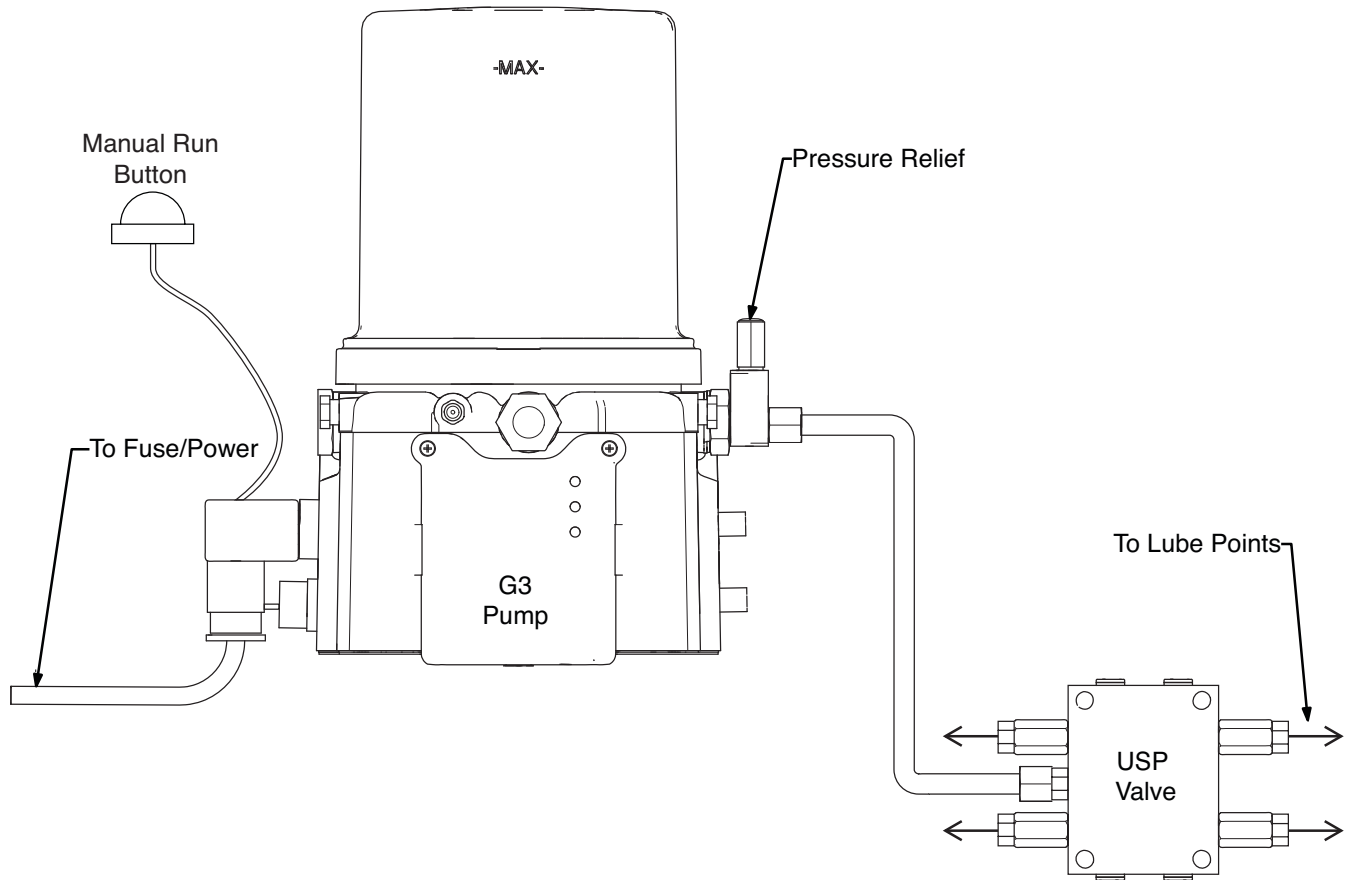


| LUBE POINT INFORMATION | | | | |
|-------------------------------|------------|-------------------------------|-----------|---------------------|
| Lube Point | USP Outlet | Bearing Description | USP Block | USP Volume Dispense |
| 1 | 5 | King pin upper right | SB#2 | Single |
| 2 | 6 | King pin lower right | SB#2 | Single |
| 3 | 1 | King pin upper left | SB#2 | Single |
| 4 | 2 | King pin lower left | SB#2 | Single |
| 5 | 3 | Steering arm left | SB#2 | Single |
| 6 | 4 | Steering arm right | SB#2 | Single |
| 7 | 5 | Boom pivot left | SB#3 | Single |
| 8 | 6 | Telescope ram rear | SB#3 | Single |
| 9 | 7 | Upper compensating ram | SB#3 | Single |
| 10 | 8 | Main lift boom cylinder upper | SB#3 | Single |
| 11 | 1 | Boom pivot right | SB#3 | Single |
| 12 | 2 | Main lift boom cylinder lower | SB#3 | Single |
| 13 | 3 and 4 | Lower compressing ram | SB#3 | Double |
| 14 | 5 | King pin upper right | SB#4 | Single |
| 15 | 6 | King pin lower right | SB#4 | Single |
| 16 | 7 | Steering arm right | SB#4 | Single |
| 17 | 8 | Trunion right | SB#4 | Single |
| 18 | 1 | King pin upper left | SB#4 | Single |
| 19 | 2 | King pin lower left | SB#4 | Single |
| 20 | 3 | Steering arm left | SB#4 | Single |
| 21 | 4 | Trunion left | SB#4 | Single |

| 24R378: Recommended Kit Parts List | | |
|---|---|-----|
| Part Number | Description | Qty |
| 96G099 | PUMP, G3-G-12MX-4L0L00-UDMVA1R2 (see manual 3A0414) | 1 |
| 571036 | KIT, accessory, cover | 1 |
| 571028 | KIT, accessory, pressure relief (see manual 3A0525) | 1 |
| 24E406 | KIT, valve, USP, 6 outlet (see manual 3A0860) | 2 |
| 24E407 | KIT, valve, USP, 8 outlet (see manual 3A0860) | 2 |
| 571032 | KIT, remote manual run, 12V, w/ cable (see manual 3A0528) | 1 |
| 24N007 | KIT, accessory, mounting, USP, 6-8 | 4 |
| 128572 | KIT, accessory, hose, 100 ft | 1 |
| 556773 | HOSE, end female swivel SAE 4 JIC | 8 |
| 556763 | FITTING, 4 JIC 1/8 pm | 25 |
| 555749 | CONNECTOR, 4 JIC 1/8 pm | 30 |
| 557393 | COUPLING, 1/8 fp x 1/8 mp x 1-1/4 HEX | 21 |
| 556402 | FITTING, 1/4 x 1/8 nptf hex | 1 |
| 557349 | PLUG, dryseal 1/8 nptf | 4 |
| 128581 | KIT, accessory, guard, scuff, 75 ft | 1 |
| 15K783 | FITTING, elbow, street, 1/8 | 5 |
| 127009 | TIE, cable, 14.75' x .31" black | 4 |
| 128570 | KIT, accessory, hose, 200 ft | 1 |
| 16U933 | KIT, accessory, guard, scuff, 160 ft | 1 |
| 24F467 | PLUG, USP, doubling plug | 4 |
| 557944 | CLAMP, 7/16, tube 4TS6-14002 | 20 |
| 128006 | CLAMP, hose, .375 OD hose | 20 |
| 563178 | COUPLING, extension 1/8 female to 1/8 male | 4 |
| 127013 | FITTING, swivel, JIC 37D size #4 | 42 |

| USP VALVES* AND ACCESSORIES | |
|------------------------------------|--------------------------------------|
| Part Number | Description |
| 24E408 | KIT, valve, USP, 10 outlet |
| 24E409 | KIT, valve, USP, 12 outlet |
| 24E410 | KIT, valve, USP, 14 outlet |
| 24E411 | KIT, valve, USP, 16 outlet |
| 24N008 | KIT, mounting bracket, 10-12 outlets |
| 24N009 | KIT, mounting bracket, 14-16 outlets |
| *see manual 3A0860 | |

Typical Pump Installation



Graco Information

For the latest information about Graco products, visit www.graco.com.

TO PLACE AN ORDER, contact your Graco distributor or call to identify the nearest distributor.

Phone: 612-623-6928 **or Toll Free:** 1-800-533-9655, **Fax:** 612-378-3590

*All written and visual data contained in this document reflects the latest product information available at the time of publication.
Graco reserves the right to make changes at any time without notice.*

For patent information, see www.graco.com/patents.

Original information. This manual contains English. MM 333504

Graco Headquarters: Minneapolis

International Offices: Belgium, China, Japan, Korea

GRACO INC. AND SUBSIDIARIES • P.O. BOX 1441 • MINNEAPOLIS MN 55440-1441 • USA

Copyright 2013, Graco Inc. All Graco manufacturing locations are registered to ISO 9001.

www.graco.com

August 2013, revised September 2016