

# 236596 Repair Kit

406178D

For Hydra-Cat® Displacement Pump 222019






EN

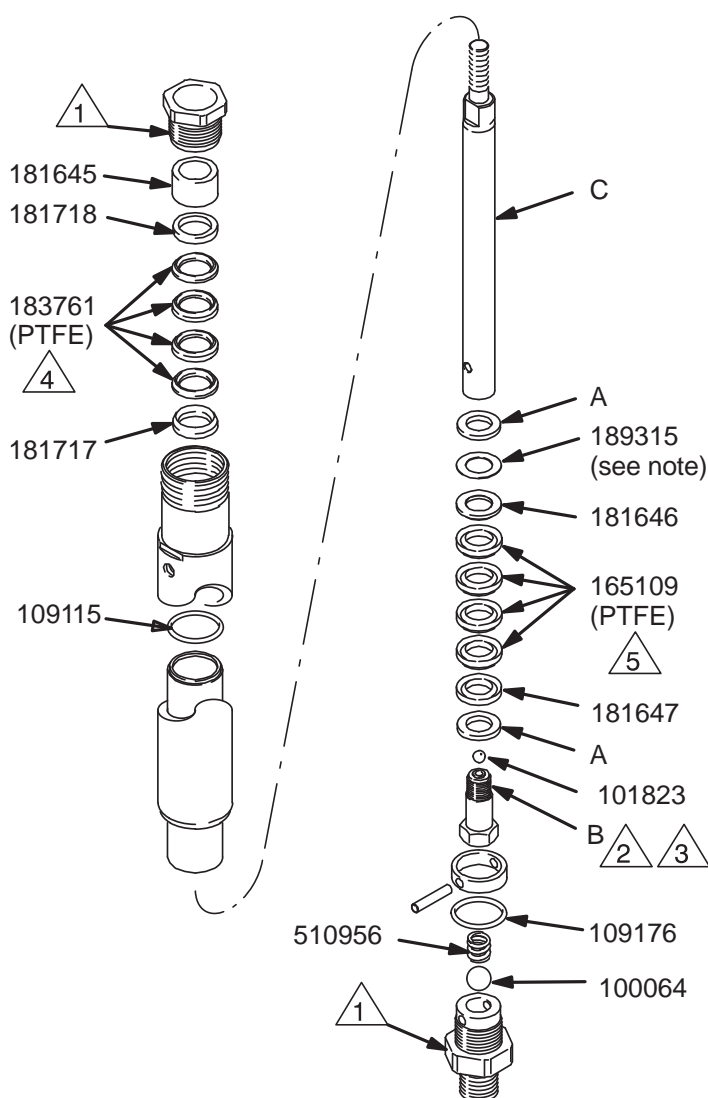


## Important Safety Instructions

Read all warnings and instructions in manual 307944. Save those instructions.

**NOTE:** Stack items A, 181647, (4) 165109, 181646, and another item A on item B. Add 0–8 shims (189–315), as required, under the top item A to obtain stack height of 0.950–0.975 in. (24.13–24.77 mm) before tightening B into C.

-  Torque to 50–60 ft-lb (70–80 N.m).
-  Apply sealant.
-  Torque to 200 in-lb (23 N.m).
-  Lips of v-packings must face down.
-  Lips of v-packings must face up.



## Graco Information

For the latest information about Graco products, visit [www.graco.com](http://www.graco.com).

For patent information, see [www.graco.com/patents](http://www.graco.com/patents).

**TO PLACE AN ORDER**, contact your Graco distributor or call to identify the nearest distributor.  
**Phone:** 612-623-6921 **or Toll Free:** 1-800-328-0211 **Fax:** 612-378-3505

*All written and visual data contained in this document reflects the latest product information available at the time of publication.  
Graco reserves the right to make changes at any time without notice.*

Original instructions. This manual contains English. MM 406178

**Graco Headquarters:** Minneapolis

**International Offices:** Belgium, China, Japan, Korea

**GRACO INC. AND SUBSIDIARIES • P.O. BOX 1441 • MINNEAPOLIS MN 55440-1441 • USA**  
Copyright 2001, Graco Inc. All Graco manufacturing locations are registered to ISO 9001.

[www.graco.com](http://www.graco.com)

Revision D, February 2016