

Pump Repair Kits

For Merkur® ES Spray Packages

406899F

EN



Important Safety Instructions

Read all warnings and instructions in your Merkur ES package manual. Save all instructions.

24G701, Complete Plated Steel Pump Replacement Kit (also includes items 15, 18, 19, and 27)

24G702, Complete SST Pump Replacement Kit (also includes items 15, 18, 19, and 27)

24H006, Rebuild Kit for Plated Steel Pumps (includes ‡ items)

24G705, Rebuild Kit for SST Pumps (includes ‡ items)

24G703, Piston Rod Kit for Plated Steel Pumps (includes * items)

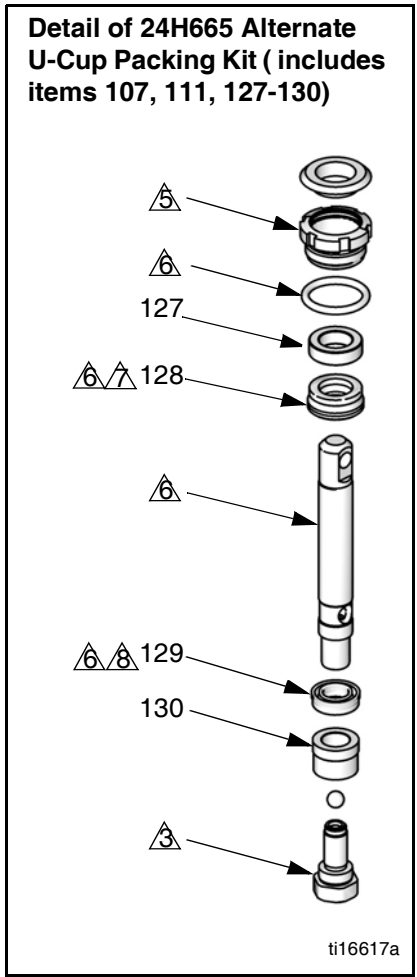
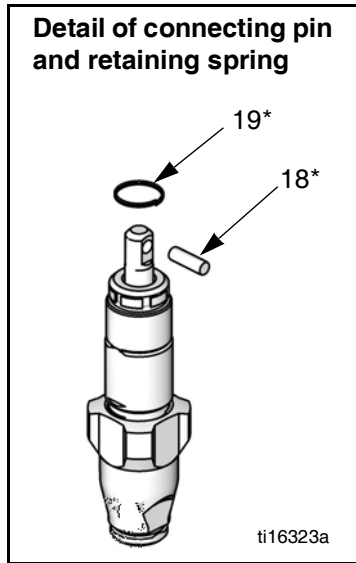
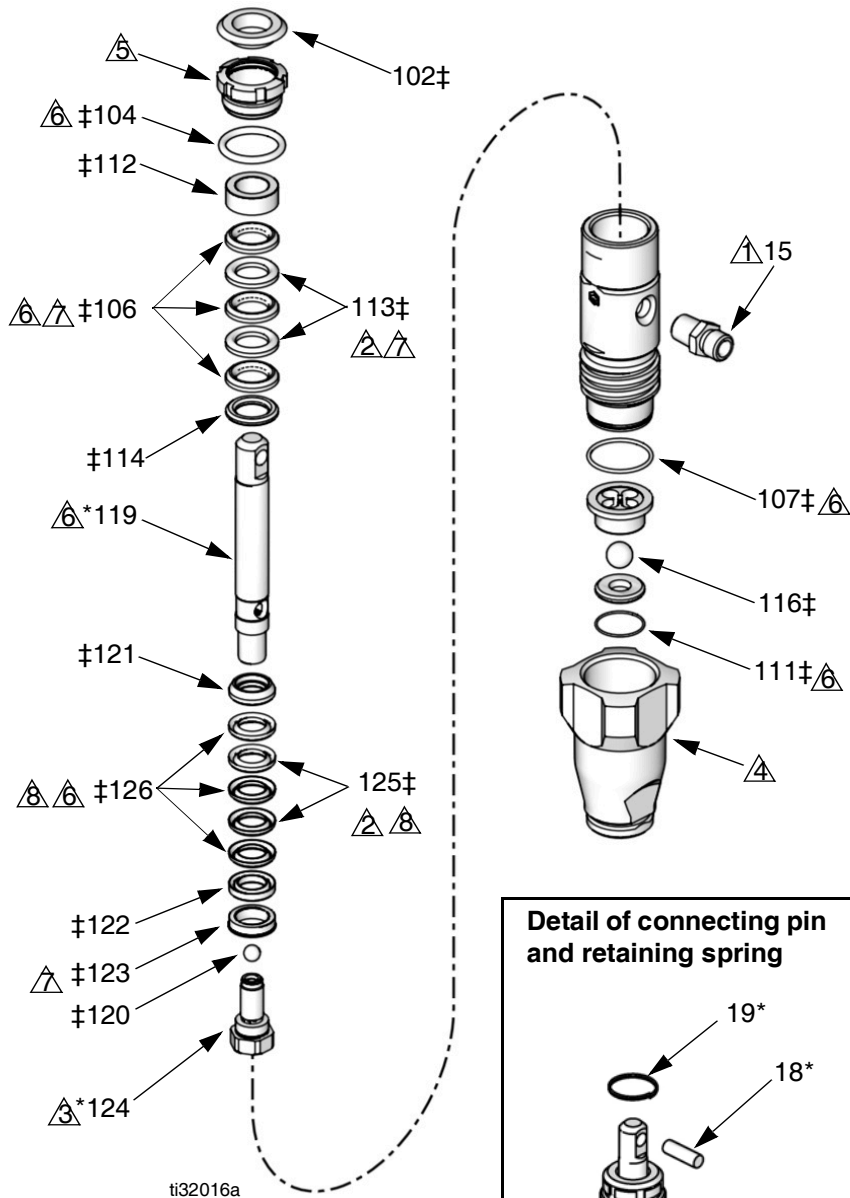
24G704, Piston Rod Kit for SST Pumps (includes * items)

24H665, Alternate U-Cup Pump Packing Kit (UHMWPE); includes items 107, 111, 127-130

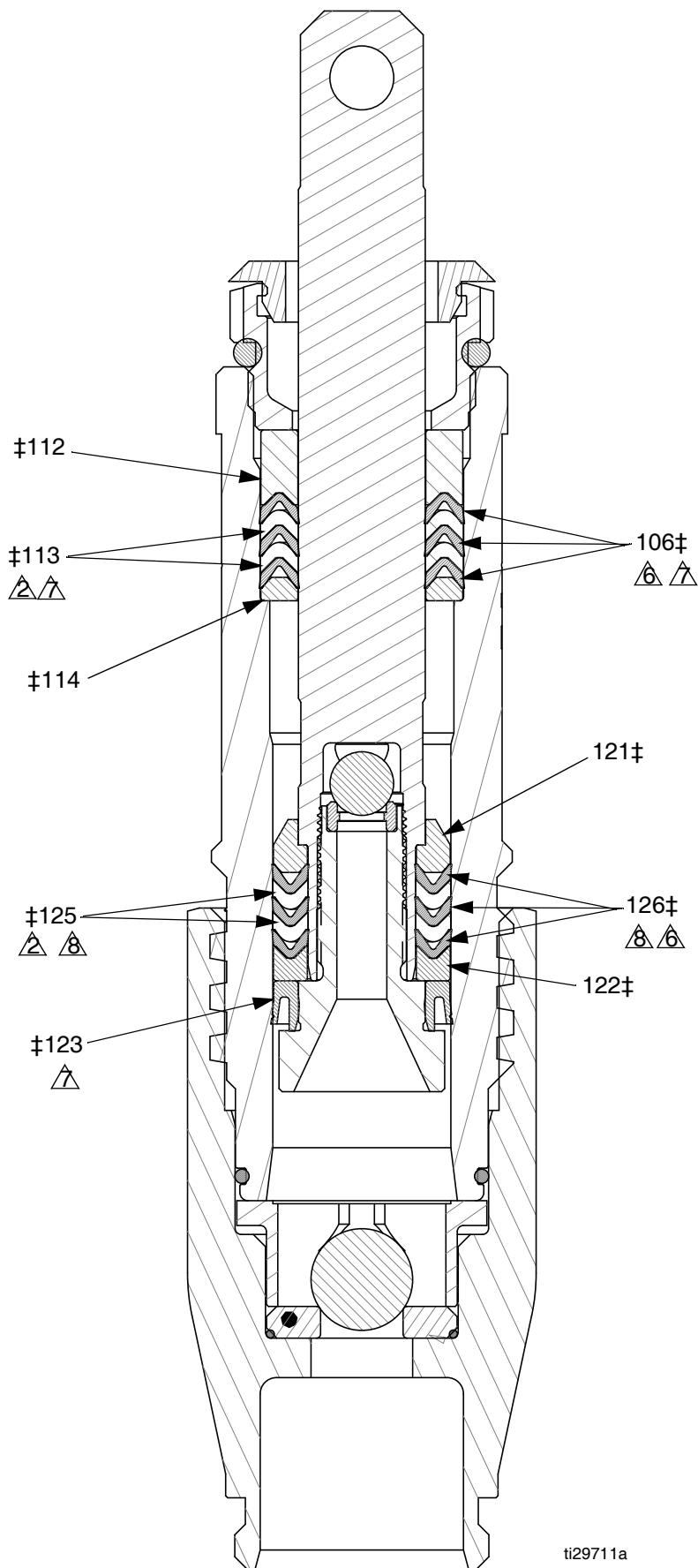
NOTE: See the pump illustrations on page 2 and page 3.

Ref.	Description	Qty
15	NIPPLE; 1/4 npsm x 1/4 npt	1
18*	PIN, straight	1
19*	SPRING, retaining	1
27	SEALANT, pipe; 2 ml (not shown)	1
102‡	BUTTON, plug	1
104‡	O-RING; buna-N; 1.262 in. (32.05 mm) OD	1
106‡	V-PACKING, throat; V-Max™ UHMWPE	3
107‡	O-RING; PTFE; 1.254 in. (31.85 mm) OD	1
111‡	O-RING; PTFE; 0.941 in. (23.90 mm) OD	1
112‡	GLAND, female, throat; acetal	1
113‡	V-PACKING, throat; leather	2
114‡	GLAND, male, throat; acetal	1
116‡	BALL, intake; sst; 0.500 in. (13 mm) dia.	1
119*	ROD, piston	1

Ref.	Description	Qty
120‡	BALL, piston; sst; 0.3125 in. (7.94 mm) dia.	1
121‡	GLAND, male, piston	1
122‡	GLAND, female, piston	1
123‡	WIPER, piston	1
124*	VALVE, piston	1
125‡	V-PACKING, piston; leather	2
126‡	V-PACKING, piston; V-Max™ UHMWPE	3
127	BUSHING, rod	1
128	U-CUP, rod; UHMWPE	1
129	U-CUP, piston; UHMWPE	1
130	BUSHING, piston	1



- ⚠ Apply pipe sealant (27).
- ⚠ Soak leather packings (113, 125) in hydraulic oil (not included) for 1 hour before installing.
- ⚠ Torque to 24-30 ft-lb (33-40 N•m).
- ⚠ Torque to 70-80 ft-lb (95-108 N•m).
- ⚠ Tighten 1/2 turn past handtight, or torque to 60-80 in-lb (6.7-9.0 N•m).
- ⚠ Lubricate all packings, o-rings, piston rod, and inside of cylinder with hydraulic oil (not included).
- ⚠ Lips face down.
- ⚠ Lips face up.



ti29711a

*All written and visual data contained in this document reflects the latest product information available at the time of publication.
Graco reserves the right to make changes at any time without notice.*

Original instructions. This manual contains English. MM 406899

Graco Headquarters: Minneapolis

International Offices: Belgium, China, Japan, Korea

GRACO INC. P.O. BOX 1441 MINNEAPOLIS, MN 55440-1441

Copyright 2010, Graco Inc. is registered to ISO 9001

www.graco.com

Revision F, August 2022